


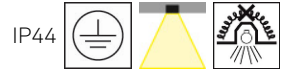
## INFINITE LED

### 90-4800-14-OS

Downlight INFINITE LED 34.6W 4000K CRI 80 101.7° White IP44 2962lm



#### TECHNICAL FEATURES



Power (W) : 34.6W

Raw lumens : 2962

Raw lm/W : 87

Colour temperature : LED neutral-white 4000K

Lens / reflector angle : HORIZONTAL 103°

Structure material : Aluminium

Structure finish : White

Diffuser material : Polycarbonate

Diffuser finish : Tinted

Useful life : 50.000h L80B20

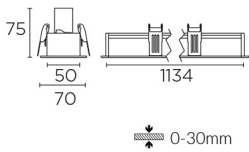
Equipment included : Yes, electronic

Brand : VOSSLOH-SCHWABE

Voltage / frequency : 220-240VAC/50-60Hz

Warranty : 2 Years

Max. temperature : 25°C



#### LUMINOTECHNIC FEATURES

Light source: LED VOSSLOH

CRI: 80

MacAdam steps: 3

Photobiological risk: RG1

#### LOGISTICS

Net weight (kg): 1.88

Packaged weight (kg): 2.34

Packaging: 1200mm x 110mm x 70mm



**Luminaire**

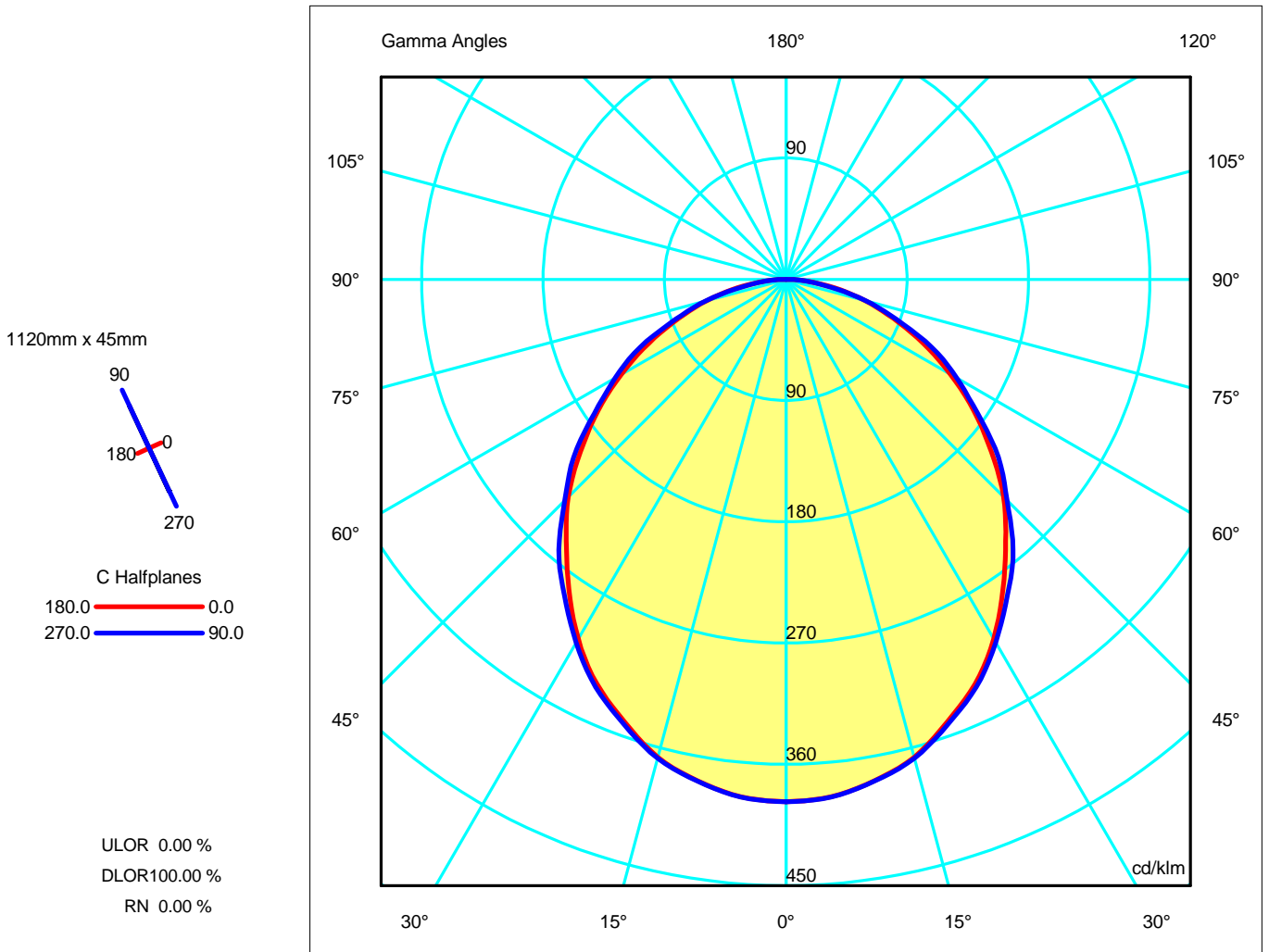
Code 90-4800-14-OS  
 Name Plafón INFINITE 80 leds 34.6W

**Measur.**

Code 90-4800-14-OS  
 Name Plafón INFINITE 80 leds 34.6W

Luminaire Flux	2962.09 lm	Luminaire Power	35.00 W	Efficacy	84.63 lm/W	Efficiency	100.00%
Lamps Flux	2962.09 lm	Maximum value	387.63 cd/klm	Position	C=0.00 G=0.00	CG	Double Symmetrical
Rectangular Luminaire		Length	1120 mm	Width	45 mm	Height	1 mm
Rectangular Luminous Area		Length	1120 mm	Width	45 mm	Height	0 mm
Horizontal Luminous Area		0.050400 m2		Emitting area on Plane 180°		0.000000 m2	
Emitting area on Plane 0°		0.000000 m2		Emitting area on Plane 270°		0.000000 m2	
Emitting area on Plane 90°		0.000000 m2		Glare area at 76°		0.012193 m2	
Coordinate system		CG		Symmetry Type		Double Symmetrical	
Date		02-02-2016		Maximum Gamma Angle		90	
Measurement Distance		0.00		Measurement Flux		2962.09 lm	
Operator				Source Voltage [V]			
Temperature		25.00 °C		Source current [A]			
Humidity		60.00 %		Photocell			
Notes							

Line	Code	Luminaire Lamps Name	Flux [lm]	Pow. [W]	Q.ty
	15-4797-14-OS	15-4797-14-OS	2962.09	35.00	1
C.I.E.	50 80 96 100 100	D DIN 5040	A30		
F UTE	1.00 E	B NBN	BZ 4		



**Luminaire**

Code 90-4800-14-OS  
 Name Plafón INFINITE 80 leds 34.6W

**Measur.**

Code 90-4800-14-OS  
 Name Plafón INFINITE 80 leds 34.6W

Luminaire Flux	2962.09 lm	Luminaire Power	35.00 W	Efficacy	84.63 lm/W	Efficiency	100.00%
Lamps Flux	2962.09 lm	Maximum value	387.63 cd/klm	Position	C=0.00 G=0.00	CG	Double Symmetrical

**Luminous Intensity Table cd/klm Table 1/1**

	C 0.00	C 15.00	C 30.00	C 45.00	C 60.00	C 75.00	C 90.00
G 0.0	387.63	387.63	387.63	387.63	387.63	387.63	387.63
G 5.0	385.41	385.66	385.40	385.49	385.64	385.43	385.69
G 10.0	377.81	377.82	377.87	378.08	378.18	378.17	378.14
G 15.0	367.13	367.20	367.26	367.54	367.75	367.83	367.93
G 20.0	349.54	349.74	349.86	350.38	350.87	351.10	351.36
G 25.0	331.52	331.42	332.11	332.74	333.44	333.61	333.80
G 30.0	308.01	308.23	308.78	310.00	310.17	311.22	311.16
G 35.0	280.68	282.84	282.49	284.27	285.31	285.60	286.45
G 40.0	253.48	253.75	255.61	257.55	260.85	259.97	262.01
G 45.0	228.24	227.38	228.75	229.57	230.60	232.60	231.91
G 50.0	198.85	199.52	201.10	203.20	204.23	205.01	205.62
G 55.0	170.15	169.12	172.02	172.58	173.03	174.31	173.50
G 60.0	140.80	142.52	142.43	144.29	145.42	145.84	146.09
G 65.0	112.17	112.85	113.38	114.94	117.30	116.81	119.30
G 70.0	84.74	86.09	86.56	86.59	86.64	88.38	87.42
G 75.0	60.60	61.02	61.14	61.85	61.41	61.50	61.46
G 80.0	36.53	35.63	35.64	34.61	34.00	34.61	33.52
G 85.0	16.41	16.23	16.07	16.08	15.46	14.68	14.73
G 90.0	2.75	2.82	2.61	2.24	1.68	1.18	0.73

**Luminaire**

Code 90-4800-14-OS  
 Name Plafón INFINITE 80 leds 34.6W

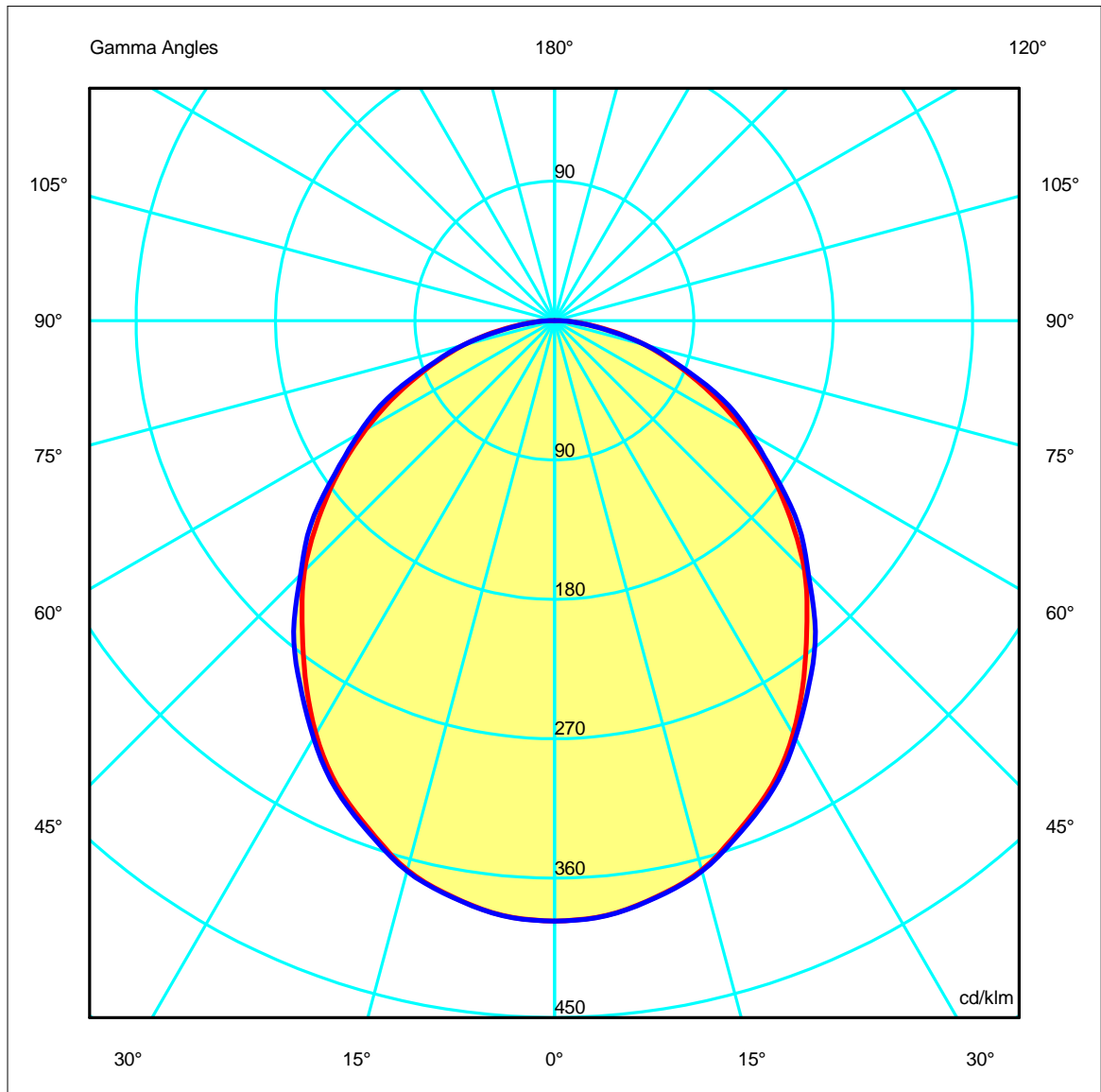
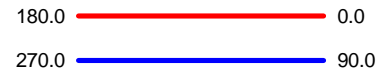
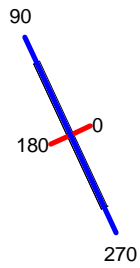
**Measur.**

Code 90-4800-14-OS  
 Name Plafón INFINITE 80 leds 34.6W

Luminaire Flux	2962.09 lm	Luminaire Power	35.00 W	Efficacy	84.63 lm/W	Efficiency	100.00%
Lamps Flux	2962.09 lm	Maximum value	387.63 cd/klm	Position	C=0.00 G=0.00	CG	Double Symmetrical

1120mm x 45mm

C Halfplanes



**Luminaire**

Code 90-4800-14-OS  
 Name Plafón INFINITE 80 leds 34.6W

**Measur.**

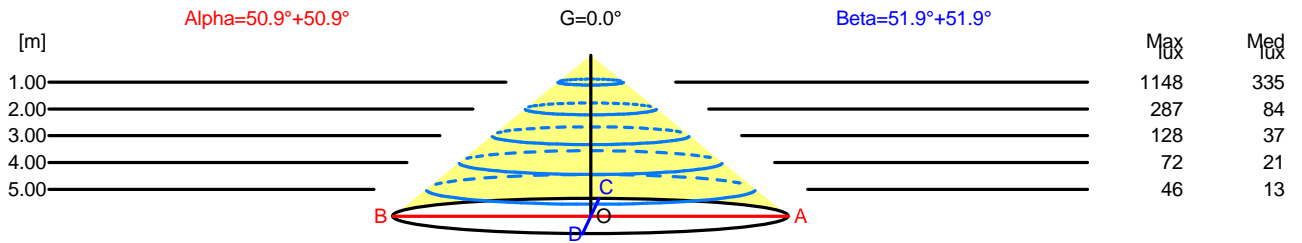
Code 90-4800-14-OS  
 Name Plafón INFINITE 80 leds 34.6W

Luminaire Flux	2962.09 lm	Luminaire Power	35.00 W	Efficacy	84.63 lm/W	Efficiency	100.00%
Lamps Flux	2962.09 lm	Maximum value	387.63 cd/klm	Position	C=0.00 G=0.00	CG	Double Symmetrical

Width at 50.00 % of Max Intensity

H[m]	1.00	2.00	3.00	4.00	5.00	H[m]	1.00	2.00	3.00	4.00	5.00
OA	1.23	2.46	3.69	4.92	6.14	OC	1.27	2.55	3.82	5.10	6.37
OB	1.23	2.46	3.69	4.92	6.14	OD	1.27	2.55	3.82	5.10	6.37

	Luminous Intensities [ cd/klm ]									
	0	5	15	25	35	45	55	65	75	85
OA	1148.18	1141.63	1087.47	981.99	831.40	676.07	504.01	332.25	179.49	48.61
OB	1148.18	1141.63	1087.47	981.99	831.40	676.07	504.01	332.25	179.49	48.61
OC	1148.18	1142.44	1089.85	988.75	848.49	686.93	513.91	353.37	182.06	43.63
OD	1148.18	1142.44	1089.85	988.75	848.49	686.93	513.91	353.37	182.06	43.63



H[m]	D[m]	Max lux	Med lux	Alpha=50.9°+50.9°	G=0.0	
1.00	2.46	1148	335			
2.00	4.92	287	84			
3.00	7.37	128	37			
4.00	9.83	72	21			
5.00	12.29	46	13			

H[m]	D[m]	Max lux	Med lux	Beta=51.9°+51.9°	G=0.0	
1.00	2.55	1148	335			
2.00	5.10	287	84			
3.00	7.65	128	37			
4.00	10.20	72	21			
5.00	12.75	46	13			

**Luminaire**

Code 90-4800-14-OS  
Name Plafón INFINITE 80 leds 34.6W

**Measurement**

Code 90-4800-14-OS  
Name Plafón INFINITE 80 leds 34.6W

Luminaire Flux	2962.09 lm	Luminaire Power	35.00 W	Efficacy	84.63 lm/W	Efficiency	100.00%
Lamps Flux	2962.09 lm	Maximum value	387.63 cd/klm	Position	C=0.00 G=0.00	CG	Double Symmetrical

UGR  
S = 0.250

Reflectancies										
Ceiling/Cavity	0.7	0.7	0.5	0.5	0.3	0.7	0.7	0.5	0.5	0.3
Walls	0.5	0.3	0.5	0.3	0.3	0.5	0.3	0.5	0.3	0.3
WorkingPlane	0.2	0.2	0.2	0.2	0.2	0.2	0.2	0.2	0.2	0.2
RoomDimensions	ViewedCrosswise					ViewedEndwise				
x=2H y=2H	22.2	23.5	22.5	23.8	24.2	22.4	23.7	22.7	23.9	24.2
x=2H y=3H	23.7	24.9	24.0	25.2	25.6	23.9	25.1	24.2	25.3	25.6
x=2H y=4H	24.4	25.5	24.7	25.7	26.2	24.5	25.6	24.9	25.9	26.2
x=2H y=6H	24.8	25.8	25.2	26.1	26.6	24.9	26.0	25.3	26.3	26.6
x=2H y=8H	25.0	26.0	25.3	26.3	26.7	25.1	26.0	25.4	26.4	26.7
x=2H y=12H	25.1	26.0	25.5	26.4	26.7	25.1	26.1	25.5	26.4	26.7
x=4H y=2H	23.0	24.1	23.3	24.4	24.8	23.1	24.2	23.5	24.5	24.8
x=4H y=3H	24.7	25.6	25.1	25.9	26.4	24.8	25.8	25.2	26.1	26.4
x=4H y=4H	25.4	26.2	25.8	26.6	27.1	25.6	26.4	25.9	26.7	27.1
x=4H y=6H	26.0	26.7	26.4	27.1	27.6	26.1	26.8	26.5	27.2	27.6
x=4H y=8H	26.2	26.9	26.6	27.3	27.7	26.2	26.9	26.7	27.3	27.7
x=4H y=12H	26.3	27.0	26.8	27.4	27.8	26.4	27.0	26.8	27.4	27.8
x=8H y=4H	25.8	26.4	26.2	26.8	27.4	25.9	26.5	26.3	26.9	27.4
x=8H y=6H	26.5	27.0	26.9	27.4	28.0	26.5	27.1	27.0	27.5	28.0
x=8H y=8H	26.7	27.2	27.2	27.7	28.2	26.8	27.2	27.2	27.7	28.2
x=8H y=12H	27.0	27.4	27.5	27.8	28.3	26.9	27.3	27.4	27.8	28.3
x=12H y=4H	25.8	26.4	26.2	26.8	27.3	25.9	26.5	26.3	26.9	27.3
x=12H y=6H	26.5	27.0	27.0	27.4	28.0	26.6	27.1	27.0	27.5	28.0
x=12H y=8H	26.8	27.3	27.3	27.7	28.2	26.9	27.3	27.3	27.7	28.2

**Luminaire**

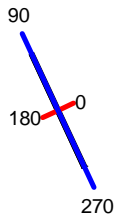
Code 90-4800-14-OS  
 Name Plafón INFINITE 80 leds 34.6W

**Measur.**

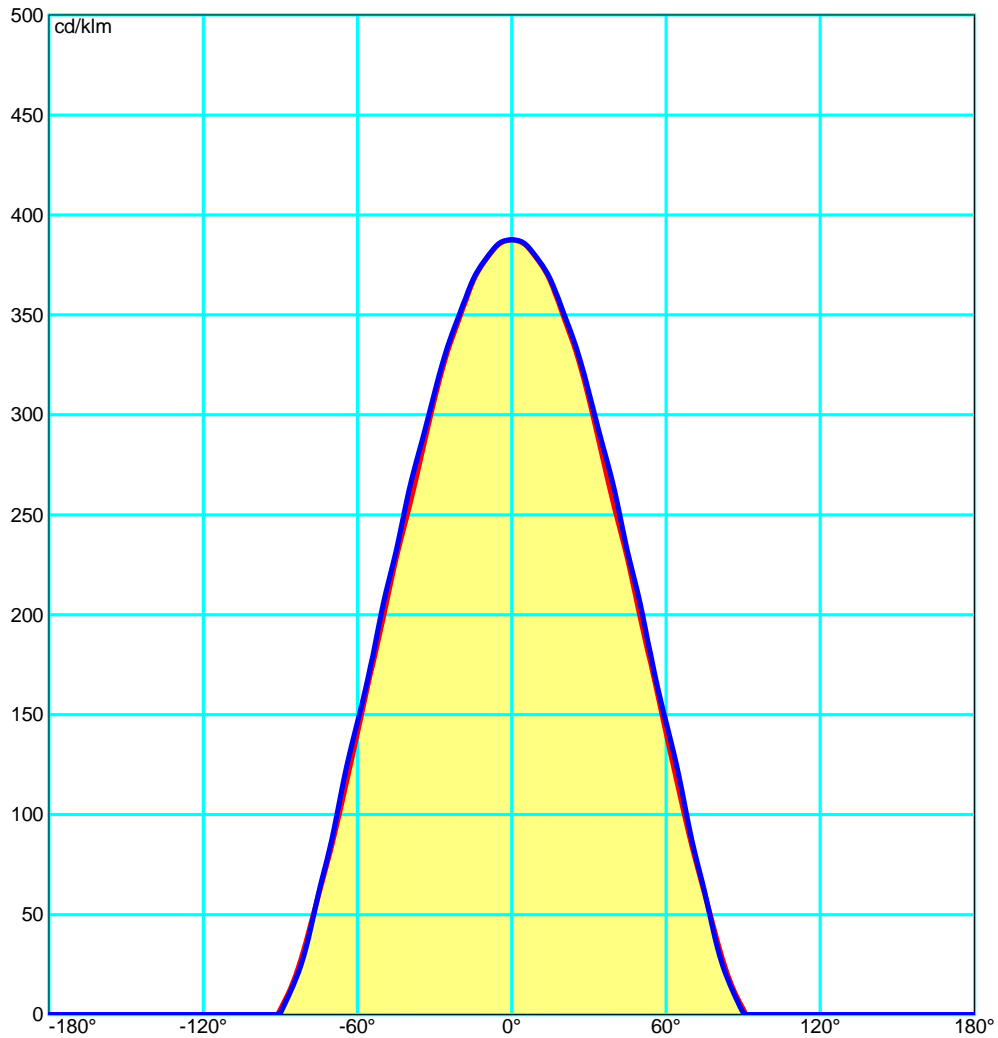
Code 90-4800-14-OS  
 Name Plafón INFINITE 80 leds 34.6W

Luminaire Flux	2962.09 lm	Luminaire Power	35.00 W	Efficacy	84.63 lm/W	Efficiency	100.00%
Lamps Flux	2962.09 lm	Maximum value	387.63 cd/klm	Position	C=0.00 G=0.00	CG	Double Symmetrical

1120mm x 45mm



C Halfplanes



**Luminaire**

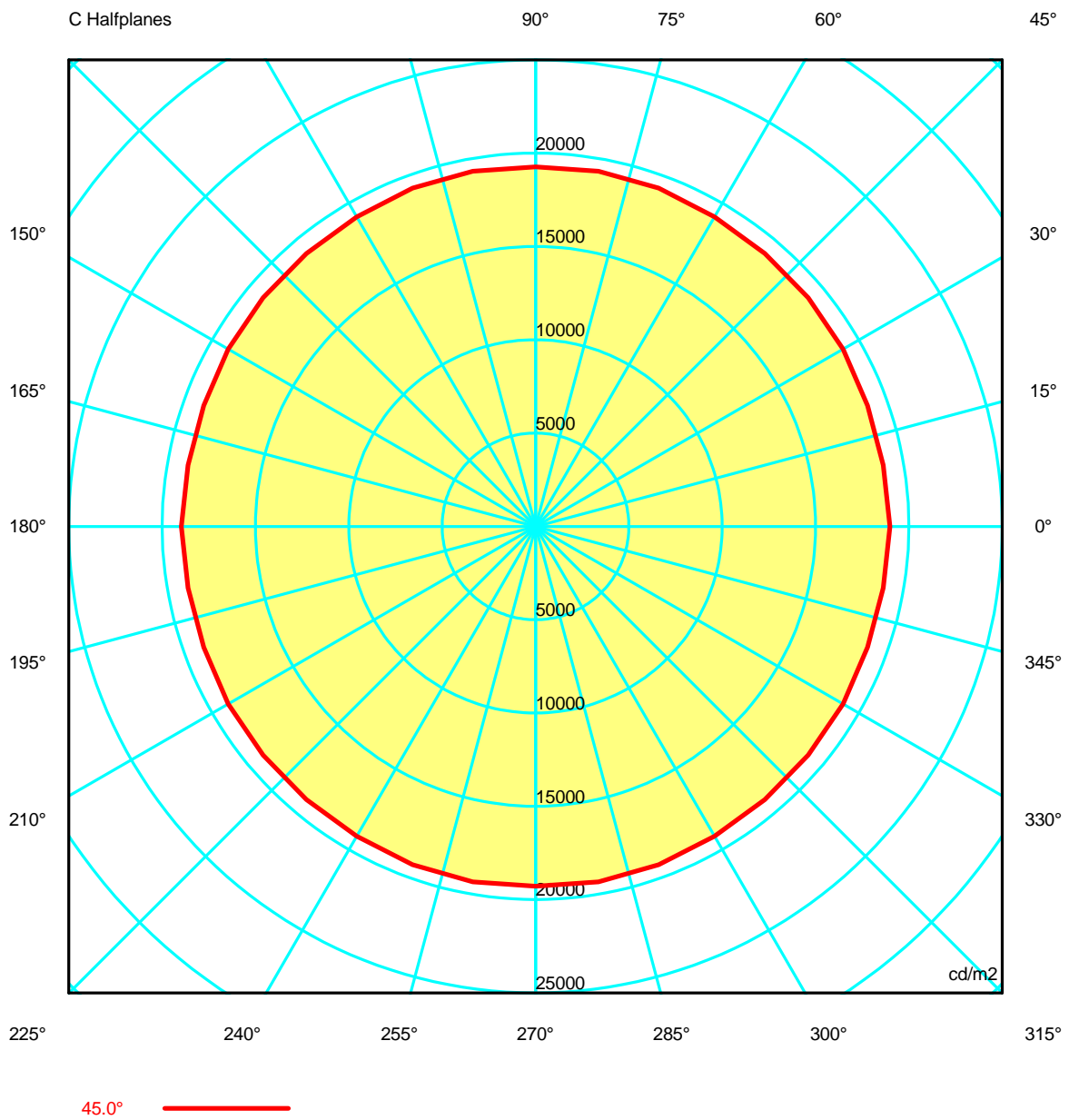
Code 90-4800-14-OS  
 Name Plafón INFINITE 80 leds 34.6W

**Measur.**

Code 90-4800-14-OS  
 Name Plafón INFINITE 80 leds 34.6W

Luminaire Flux	2962.09 lm	Luminaire Power	35.00 W	Efficacy	84.63 lm/W	Efficiency	100.00%
Lamps Flux	2962.09 lm	Maximum value	387.63 cd/klm	Position	C=0.00 G=0.00	CG	Double Symmetrical

Luminance





**Luminaire**

Code 90-4800-14-OS  
Name Plafón INFINITE 80 leds 34.6W

**Measurerm.**

Code 90-4800-14-OS  
Name Plafón INFINITE 80 leds 34.6W

Luminaire Flux	2962.09 lm	Luminaire Power	35.00 W	Efficacy	84.63 lm/W	Efficiency	100.00%
Lamps Flux	2962.09 lm	Maximum value	387.63 cd/klm	Position	C=0.00 G=0.00	CG	Double Symmetrical

**Luminance cd/m2 Table 1/3**

	C 0.00	C 10.00	C 20.00	C 30.00	C 40.00	C 50.00	C 60.00	C 70.00	C 80.00	C 90.00	C 100.00	C 110.00	C 120.00
G 0.0	22781.42	22781.42	22781.42	22781.42	22781.42	22781.42	22781.42	22781.42	22781.42	22781.42	22781.42	22781.42	22781.42
G 5.0	22737.93	22751.30	22748.76	22736.91	22737.90	22747.17	22751.27	22742.26	22740.94	22754.14	22740.94	22742.26	22751.27
G 10.0	22547.10	22547.39	22547.72	22550.62	22558.83	22566.20	22569.10	22568.86	22567.72	22566.81	22567.72	22568.86	22569.10
G 15.0	22337.94	22341.35	22342.84	22345.98	22356.64	22368.36	22375.82	22378.99	22382.07	22386.82	22382.07	22378.99	22375.82
G 20.0	21861.25	21870.79	21875.40	21881.48	21901.24	21925.52	21944.34	21954.90	21964.01	21975.23	21964.01	21954.90	21944.34
G 25.0	21498.19	21488.36	21502.77	21536.30	21563.67	21593.85	21622.69	21632.24	21636.98	21646.15	21636.98	21632.24	21622.69
G 30.0	20903.00	20912.62	20924.28	20954.69	21015.51	21044.20	21049.58	21098.04	21128.90	21116.61	21128.90	21098.04	21049.58
G 35.0	20137.92	20263.67	20289.18	20267.68	20344.86	20433.06	20470.06	20482.19	20506.48	20551.91	20506.48	20482.19	20470.06
G 40.0	19447.54	19461.06	19508.71	19610.59	19694.02	19855.93	20012.72	19970.54	19965.62	20101.85	19965.62	19970.54	20012.72
G 45.0	18970.30	18902.90	18924.71	19013.08	19064.94	19098.14	19166.88	19290.74	19337.30	19275.00	19337.30	19290.74	19166.88
G 50.0	18180.97	18215.76	18280.24	18387.36	18521.28	18620.00	18672.94	18721.54	18764.84	18800.46	18764.84	18721.54	18672.94
G 55.0	17434.93	17318.12	17409.49	17625.60	17664.09	17698.78	17729.67	17830.38	17856.32	17777.42	17856.32	17830.38	17729.67
G 60.0	16550.39	16712.41	16750.44	16741.32	16877.22	17023.09	17093.32	17130.17	17153.54	17172.23	17153.54	17130.17	17093.32
G 65.0	15598.55	15666.19	15715.76	15767.84	15882.52	16115.55	16312.96	16258.94	16306.87	16590.12	16306.87	16258.94	16312.96
G 70.0	14561.74	14729.99	14835.32	14874.92	14878.11	14882.69	14888.66	15106.96	15185.33	15021.35	15185.33	15106.96	14888.66
G 75.0	13759.99	13837.34	13859.22	13883.99	14006.41	14028.46	13944.80	13959.02	13971.34	13956.65	13971.34	13959.02	13944.80
G 80.0	12364.01	12119.75	12055.91	12062.65	11854.56	11590.71	11505.84	11668.64	11656.52	11344.57	11656.52	11668.64	11505.84
G 85.0	11065.68	10986.98	10891.38	10833.48	10841.30	10757.80	10425.39	10032.34	9858.14	9932.84	9858.14	10032.34	10425.39
G 90.0	0.00	0.00	0.00	0.00	0.00	0.00	0.00	0.00	0.00	0.00	0.00	0.00	0.00

**Luminaire**

Code 90-4800-14-OS  
Name Plafón INFINITE 80 leds 34.6W

**Measurerm.**

Code 90-4800-14-OS  
Name Plafón INFINITE 80 leds 34.6W

Luminaire Flux	2962.09 lm	Luminaire Power	35.00 W	Efficacy	84.63 lm/W	Efficiency	100.00%
Lamps Flux	2962.09 lm	Maximum value	387.63 cd/klm	Position	C=0.00 G=0.00	CG	Double Symmetrical

**Luminance cd/m2 Table 2/3**

	C 130.00	C 140.00	C 150.00	C 160.00	C 170.00	C 180.00	C 190.00	C 200.00	C 210.00	C 220.00	C 230.00	C 240.00	C 250.00
G 0.0	22781.42	22781.42	22781.42	22781.42	22781.42	22781.42	22781.42	22781.42	22781.42	22781.42	22781.42	22781.42	22781.42
G 5.0	22747.17	22737.90	22736.91	22748.76	22751.30	22737.93	22751.30	22748.76	22736.91	22737.90	22747.17	22751.27	22742.26
G 10.0	22566.20	22558.83	22550.62	22547.72	22547.39	22547.10	22547.39	22547.72	22550.62	22558.83	22566.20	22569.10	22568.86
G 15.0	22368.36	22356.64	22345.98	22342.84	22341.35	22337.94	22341.35	22342.84	22345.98	22356.64	22368.36	22375.82	22378.99
G 20.0	21925.52	21901.24	21881.48	21875.40	21870.79	21861.25	21870.79	21875.40	21881.48	21901.24	21925.52	21944.34	21954.90
G 25.0	21593.85	21563.67	21536.30	21502.77	21488.36	21498.19	21488.36	21502.77	21536.30	21563.67	21593.85	21622.69	21632.24
G 30.0	21044.20	21015.51	20954.69	20924.28	20912.62	20903.00	20912.62	20924.28	20954.69	21015.51	21044.20	21049.58	21098.04
G 35.0	20433.06	20344.86	20267.68	20289.18	20263.67	20137.92	20263.67	20289.18	20267.68	20344.86	20433.06	20470.06	20482.19
G 40.0	19855.93	19694.02	19610.59	19508.71	19461.06	19447.54	19461.06	19508.71	19610.59	19694.02	19855.93	20012.72	19970.54
G 45.0	19098.14	19064.94	19013.08	18924.71	18902.90	18970.30	18902.90	18924.71	19013.08	19064.94	19098.14	19166.88	19290.74
G 50.0	18620.00	18521.28	18387.36	18280.24	18215.76	18180.97	18215.76	18280.24	18387.36	18521.28	18620.00	18672.94	18721.54
G 55.0	17698.78	17664.09	17625.60	17409.49	17318.12	17434.93	17318.12	17409.49	17625.60	17664.09	17698.78	17729.67	17830.38
G 60.0	17023.09	16877.22	16741.32	16750.44	16712.41	16550.39	16712.41	16750.44	16741.32	16877.22	17023.09	17093.32	17130.17
G 65.0	16115.55	15882.52	15767.84	15715.76	15666.19	15598.55	15666.19	15715.76	15767.84	15882.52	16115.55	16312.96	16258.94
G 70.0	14882.69	14878.11	14874.92	14835.32	14729.99	14561.74	14729.99	14835.32	14874.92	14878.11	14882.69	14888.66	15106.96
G 75.0	14028.46	14006.41	13883.99	13859.22	13837.34	13759.99	13837.34	13859.22	13883.99	14006.41	14028.46	13944.80	13959.02
G 80.0	11590.71	11854.56	12062.65	12055.91	12119.75	12364.01	12119.75	12055.91	12062.65	11854.56	11590.71	11505.84	11668.64
G 85.0	10757.80	10841.30	10833.48	10891.38	10986.98	11065.68	10986.98	10891.38	10833.48	10841.30	10757.80	10425.39	10032.34
G 90.0	0.00	0.00	0.00	0.00	0.00	0.00	0.00	0.00	0.00	0.00	0.00	0.00	0.00

**Luminaire**

Code 90-4800-14-OS  
Name Plafón INFINITE 80 leds 34.6W

**Measur.**

Code 90-4800-14-OS  
Name Plafón INFINITE 80 leds 34.6W

Luminaire Flux	2962.09 lm	Luminaire Power	35.00 W	Efficacy	84.63 lm/W	Efficiency	100.00%
Lamps Flux	2962.09 lm	Maximum value	387.63 cd/klm	Position	C=0.00 G=0.00	CG	Double Symmetrical

**Luminance cd/m2 Table 3/3**

	C 260.00	C 270.00	C 280.00	C 290.00	C 300.00	C 310.00	C 320.00	C 330.00	C 340.00	C 350.00
G 0.0	22781.42	22781.42	22781.42	22781.42	22781.42	22781.42	22781.42	22781.42	22781.42	22781.42
G 5.0	22740.94	22754.14	22740.94	22742.26	22751.27	22747.17	22737.90	22736.91	22748.76	22751.30
G 10.0	22567.72	22566.81	22567.72	22568.86	22569.10	22566.20	22558.83	22550.62	22547.72	22547.39
G 15.0	22382.07	22386.82	22382.07	22378.99	22375.82	22368.36	22356.64	22345.98	22342.84	22341.35
G 20.0	21964.01	21975.23	21964.01	21954.90	21944.34	21925.52	21901.24	21881.48	21875.40	21870.79
G 25.0	21636.98	21646.15	21636.98	21632.24	21622.69	21593.85	21563.67	21536.30	21502.77	21488.36
G 30.0	21128.90	21116.61	21128.90	21098.04	21049.58	21044.20	21015.51	20954.69	20924.28	20912.62
G 35.0	20506.48	20551.91	20506.48	20482.19	20470.06	20433.06	20344.86	20267.68	20289.18	20263.67
G 40.0	19965.62	20101.85	19965.62	19970.54	20012.72	19855.93	19694.02	19610.59	19508.71	19461.06
G 45.0	19337.30	19275.00	19337.30	19290.74	19166.88	19098.14	19064.94	19013.08	18924.71	18902.90
G 50.0	18764.84	18800.46	18764.84	18721.54	18672.94	18620.00	18521.28	18387.36	18280.24	18215.76
G 55.0	17856.32	17777.42	17856.32	17830.38	17729.67	17698.78	17664.09	17625.60	17409.49	17318.12
G 60.0	17153.54	17172.23	17153.54	17130.17	17093.32	17023.09	16877.22	16741.32	16750.44	16712.41
G 65.0	16306.87	16590.12	16306.87	16258.94	16312.96	16115.55	15882.52	15767.84	15715.76	15666.19
G 70.0	15185.33	15021.35	15185.33	15106.96	14888.66	14882.69	14878.11	14874.92	14835.32	14729.99
G 75.0	13971.34	13956.65	13971.34	13959.02	13944.80	14028.46	14006.41	13883.99	13859.22	13837.34
G 80.0	11656.52	11344.57	11656.52	11668.64	11505.84	11590.71	11854.56	12062.65	12055.91	12119.75
G 85.0	9858.14	9932.84	9858.14	10032.34	10425.39	10757.80	10841.30	10833.48	10891.38	10986.98
G 90.0	0.00	0.00	0.00	0.00	0.00	0.00	0.00	0.00	0.00	0.00

**Luminaire**

Code 90-4800-14-OS  
 Name Plafón INFINITE 80 leds 34.6W

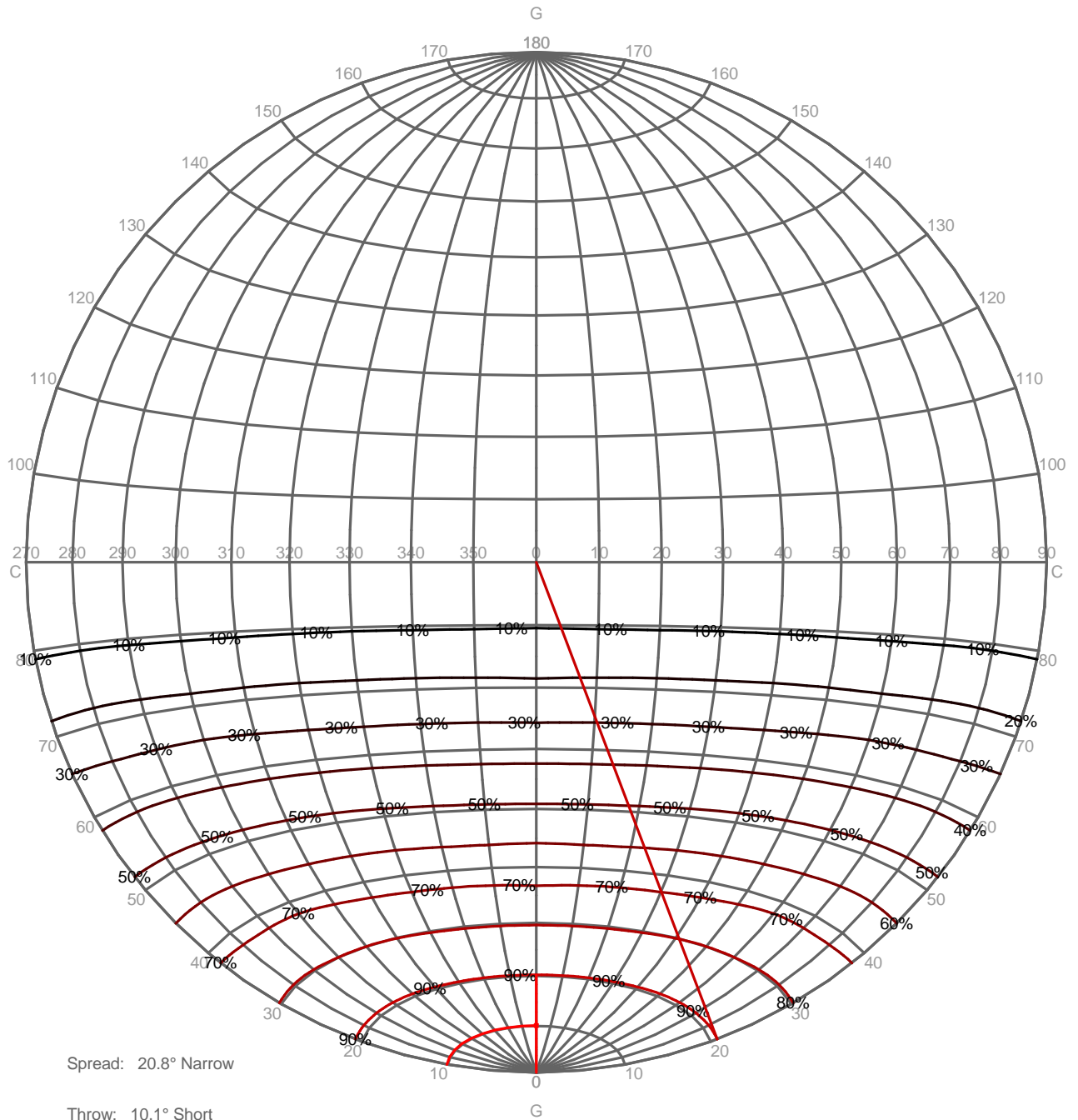
**Measurement**

Code 90-4800-14-OS  
 Name Plafón INFINITE 80 leds 34.6W

Luminaire Flux	2962.09 lm	Luminaire Power	35.00 W	Efficacy	84.63 lm/W	Efficiency	100.00%
Lamps Flux	2962.09 lm	Maximum value	387.63 cd/klm	Position	C=0.00 G=0.00	CG	Double Symmetrical

**PERCENTAGE ISOCANDLES**

Projection: Equal Area SLI 5.7 Tight Tilting Angle:0°



**Luminaire**

Code 90-4800-14-OS  
 Name Plafón INFINITE 80 leds 34.6W

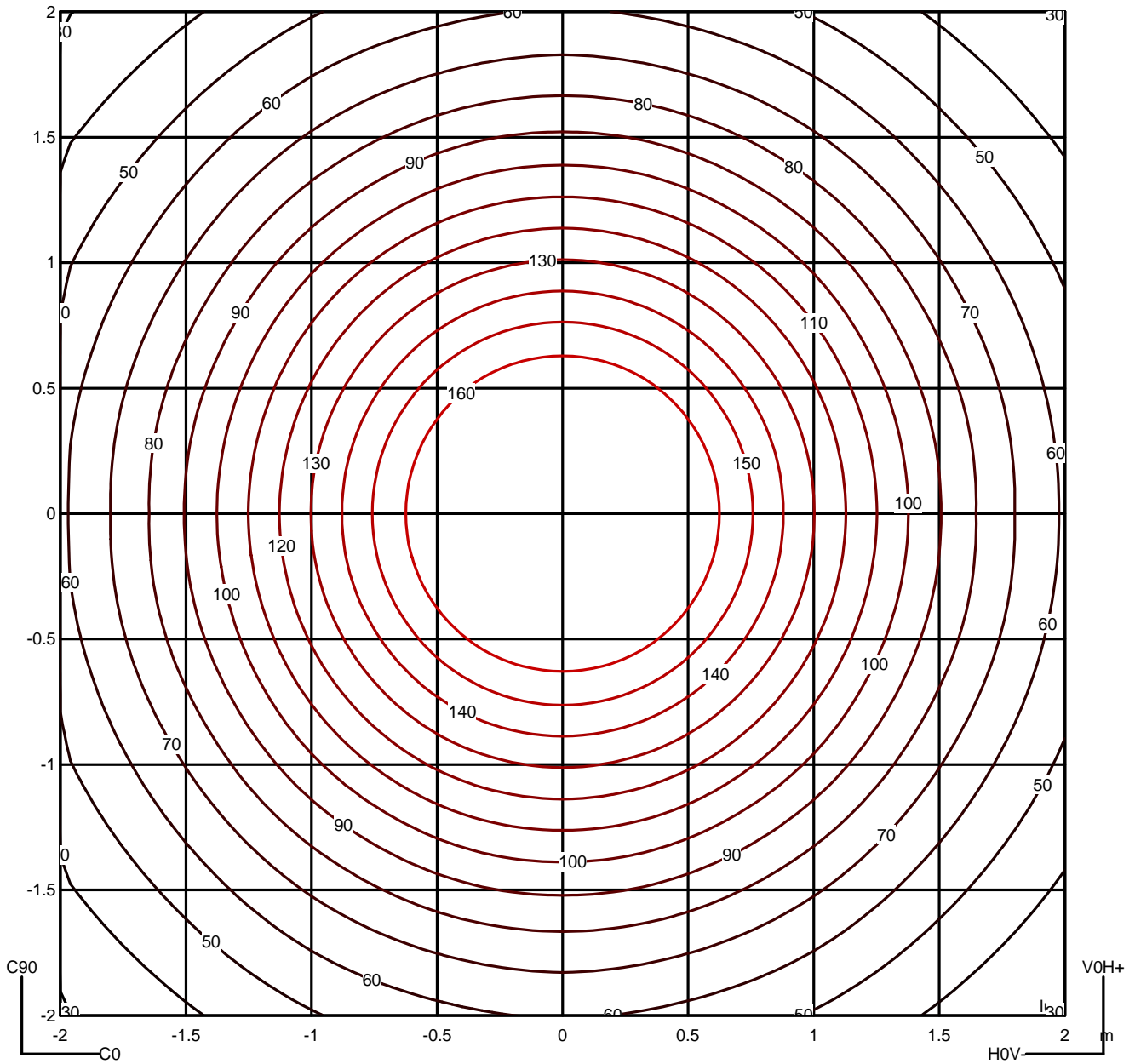
**Measurerm.**

Code 90-4800-14-OS  
 Name Plafón INFINITE 80 leds 34.6W

Luminaire Flux	2962.09 lm	Luminaire Power	35.00 W	Efficacy	84.63 lm/W	Efficiency	100.00%
Lamps Flux	2962.09 lm	Maximum value	387.63 cd/klm	Position	C=0.00 G=0.00	CG	Double Symmetrical

Isolux (Floor)

Luminaire position X=0.00m Y=0.00m Z=2.50m



**Luminaire**

Code 90-4800-14-OS  
 Name Plafón INFINITE 80 leds 34.6W

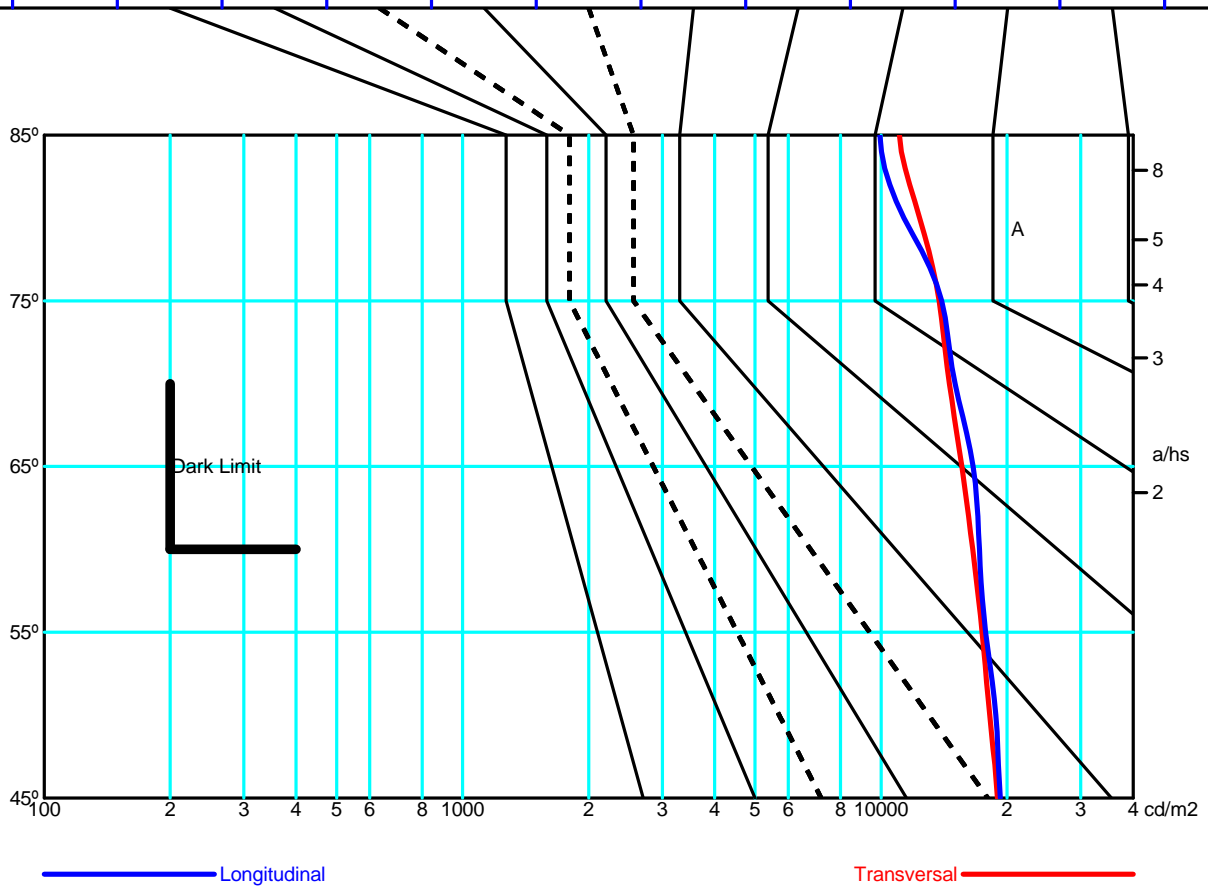
**Measur.**

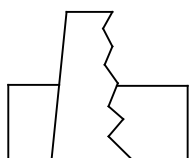
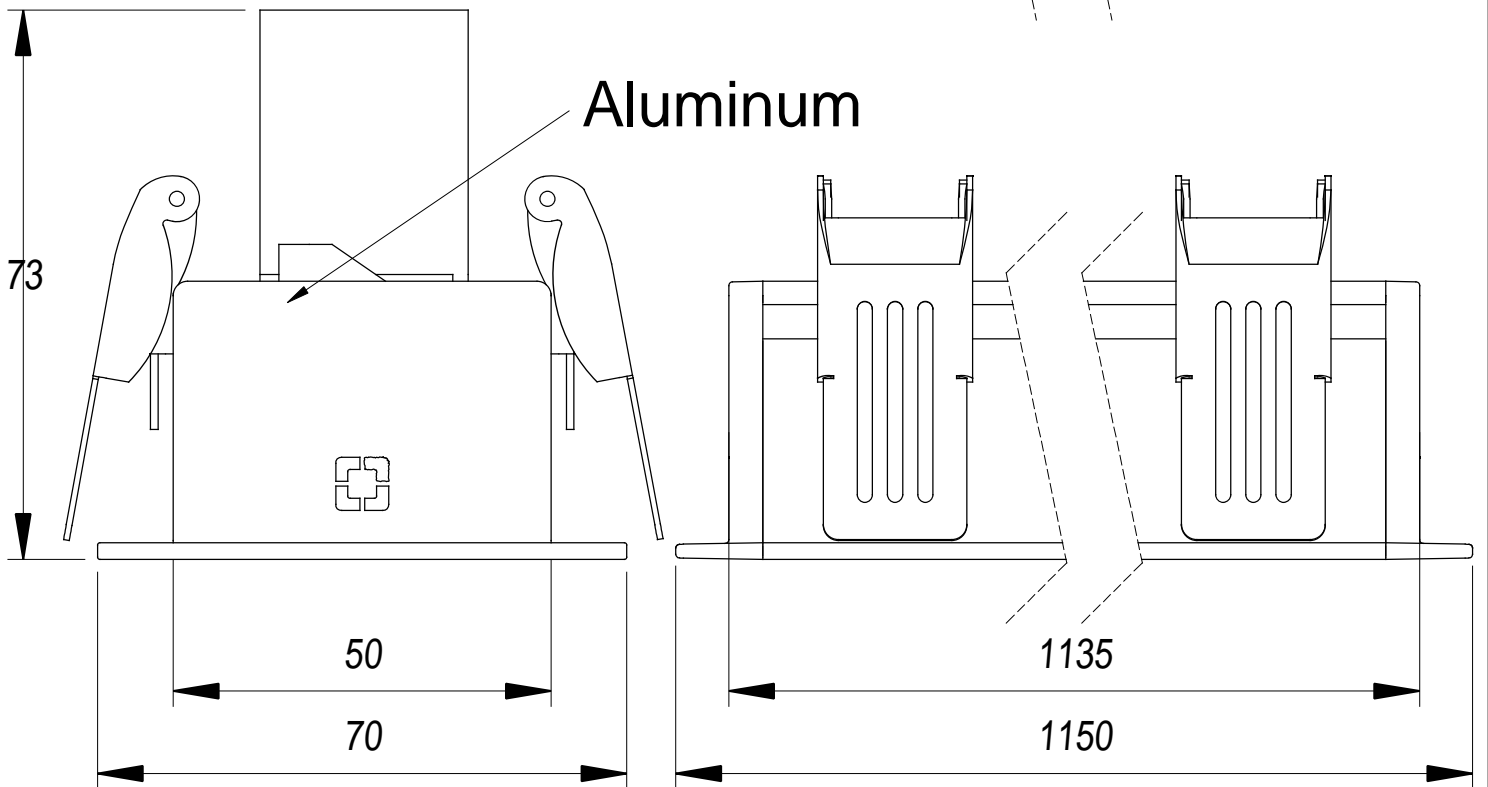
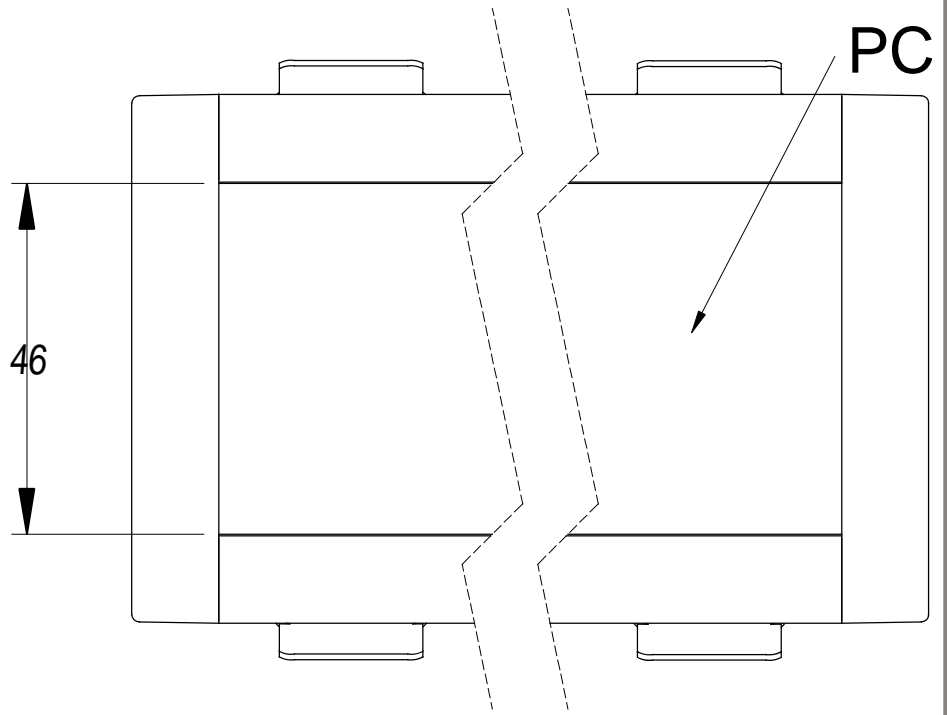
Code 90-4800-14-OS  
 Name Plafón INFINITE 80 leds 34.6W

Luminaire Flux	2962.09 lm	Luminaire Power	35.00 W	Efficacy	84.63 lm/W	Efficiency	100.00%
Lamps Flux	2962.09 lm	Maximum value	387.63 cd/klm	Position	C=0.00 G=0.00	CG	Double Symmetrical

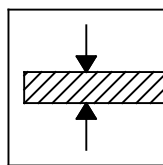
		Average Luminance [cd/m <sup>2</sup> ]									
		45°	50°	55°	60°	65°	70°	75°	80°	85°	
0.0°	18970	18181	17435	16550	15599	14562	13760	12364	11066	---	
90.0°	19275	18800	17777	17172	16590	15021	13957	11345	9933	---	

Flush mounted or longitudinal view												
		Illumination(Ix)										
A	A	2000	1000	750	500		<300					1.15
B	1		2000	1500	1000	750	500	<300				1.5
C					2000		1000	500	<300			1.85
D	2						2000	1000	500	<300		2.2
E	3							2000	1000	500	<300	2.55





60x1140



0-30mm

1:1

02-11-15

