

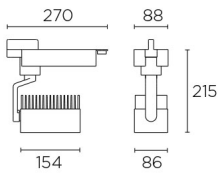


Action Wall Washer Spotlight

Description

Spotlight Action Wall Washer 38.6W 3000K CRI 80 Black 2817lm

	Finish	Material
Structure	Black	Aluminium
Diffuser	Transparent	Glass



TECHNICAL CHARACTERISTICS

Light source

Light source: LED CREE
 Light source power (W): 38.6W
 Luminaire total power (W): 40.7W
 Color temperature: LED warm-white 3000K
 CRI: 80
 Photobiological risk: RG1
 Real Lumen: 2817
 Qty Leds: 1
 Lm/Real W: 69
 Life Time: 50.000h L80B20
 Bin / Grup: 30H
 MacAdam steps: 2
 UGR: 21.0

GEAR

Brand: HEP
 Gear included: Yes, electronic
 Voltage / Frequency: 100-240V/50-60Hz
 Power Factor: 0.90
 Dimming protocol: ON-OFF

Luminaire

Warranty: 5 Years

Logistics

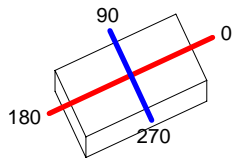
Energy Efficiency: LED A++
 EAN Code: 8435381443023
 Net Weight (Kg): 1.95
 Weight in Kg (packaged): 2.42
 Packing: 300 x 280 x 130
 Masterbox: 6

The photograph may not match the reference exactly. Please read the product description to identify the finish.

Luminaire		Measur.		Lamp		
Code	35-4305	Code	35-4306	Code	L4305 38.6W 80 3000K	
Name	ACTION WALL WASHER 830 38.6W	Name	ACTION WALL WASHER 840 38.6W	Number	1	
Line	- LEDS C4 LEDS	Date	04-11-2014	Position	Universal	
Efficiency	100.00%	Coordinate system	CG	Total Flux	2817.33 lm	
Maximum value	2228.95 cd	Position	C=0.00 G=0.00	Double Symmetrical		
Rectangular Luminaire	Length	85 mm	Width	155 mm	Height	215 mm
Rectangular Luminous Area	Length	60 mm	Width	130 mm	Height	0 mm
Horizontal Luminous Area	0.007800 m2	Emitting area on Plane 180°		0.000000 m2		
Emitting area on Plane 0°	0.000000 m2	Emitting area on Plane 270°		0.000000 m2		
Emitting area on Plane 90°	0.000000 m2	Glare area at 76°		0.001887 m2		
Symmetry Type	Double Symmetrical	Maximum Gamma Angle	90			
Measurement Distance	6.44	Measurement Flux	2817.33 lm			
Operator	Asselum T2	Source voltage	230.00 V			
Temperature	20.00 °C	Source current	Prc			
Humidity	65.00 %	Photocell				
Notes						

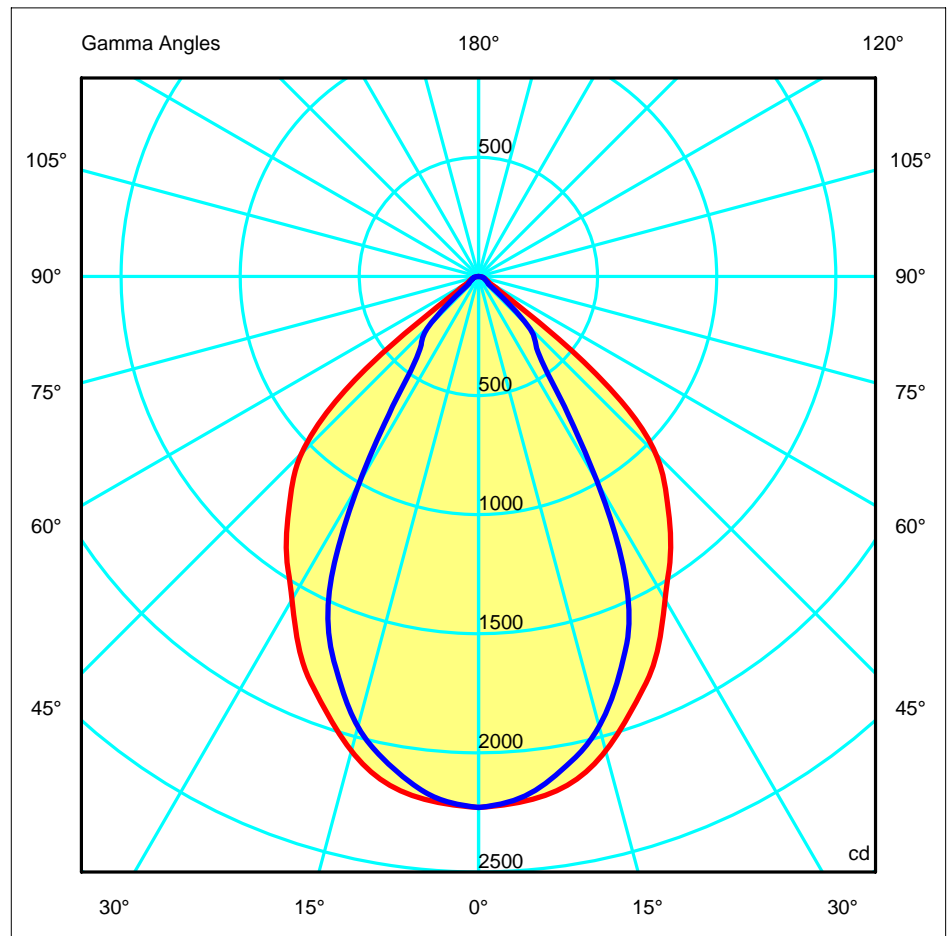
Luminaire Lamps						
Line	Code	Name	Flux [lm]	Pow. [W]	Q.ty	
- LEDS C4 LEDS	L4305 38.6W 80 3000K	Lámpara leds 38.6W 3000K	2817.33	39.00	1	
C.I.E.	80 98 99 100 100	D DIN 5040	A60			
F UTE	1.00 B	B NBN	BZ 1			

85mm x 155mm



C Halfplanes
 180.0 — 0.0
 270.0 — 90.0

ULOR 0.00 %
 DLOR 100.00 %
 RN 0.00 %



Luminaire		Measur.		Lamp	
Code	35-4305	Code	35-4306	Code	L4305 38.6W 80 3000K
Name	ACTION WALL WASHER 830 38.6W	Name	ACTION WALL WASHER 840 38.6W	Number	1
Line	- LEDS C4 LEDS	Date	04-11-2014	Position	Universal

Efficiency	100.00%	Coordinate system	CG	Total Flux	2817.33 lm
------------	---------	-------------------	----	------------	------------

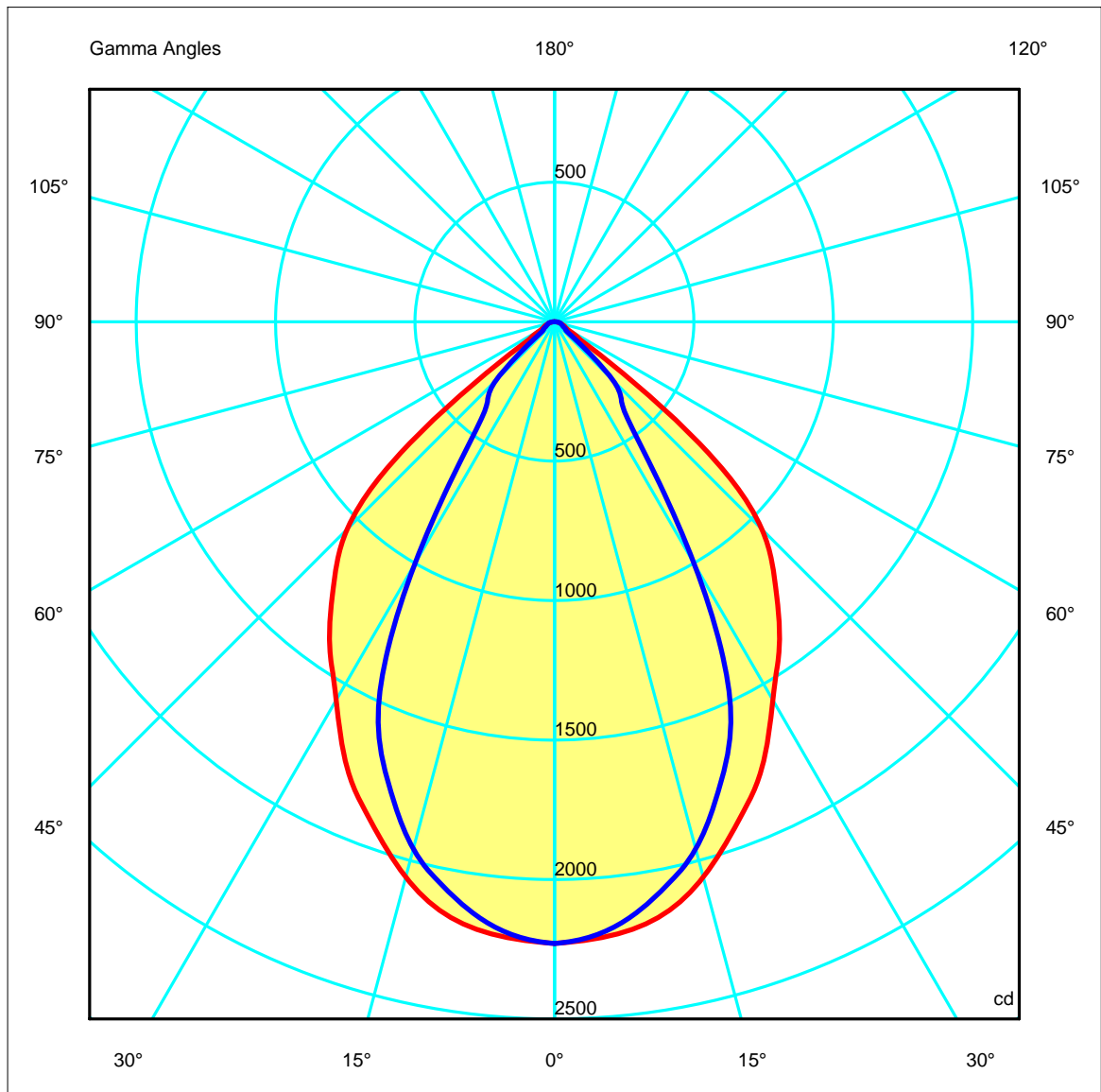
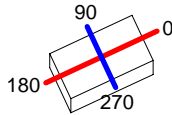
		Luminous Intensity Table cd				Table 1/1		
		C 0.00	C 15.00	C 30.00	C 45.00	C 60.00	C 75.00	C 90.00
G 0.0	2228.95	2228.95	2228.95	2228.95	2228.95	2228.95	2228.95	2228.95
G 5.0	2211.02	2208.45	2206.59	2204.60	2205.78	2201.18	2190.78	2190.78
G 10.0	2166.48	2147.70	2144.87	2130.20	2104.87	2085.67	2091.12	2091.12
G 15.0	2061.72	2036.70	2029.45	1986.79	1983.07	1958.69	1956.32	1956.32
G 20.0	1913.81	1890.06	1850.98	1844.60	1796.42	1782.03	1749.41	1749.41
G 25.0	1762.16	1717.93	1700.95	1664.55	1615.93	1539.80	1487.13	1487.13
G 30.0	1565.41	1531.76	1522.33	1465.80	1270.47	1119.13	1000.70	1000.70
G 35.0	1406.08	1362.48	1343.45	1190.99	786.65	555.93	532.32	532.32
G 40.0	1231.98	1200.48	1172.94	723.00	436.26	382.34	374.15	374.15
G 45.0	1051.07	1025.07	851.71	363.40	311.76	304.36	294.30	294.30
G 50.0	677.68	641.98	504.36	244.61	227.54	139.77	91.97	91.97
G 55.0	113.99	126.49	149.94	172.90	61.24	53.03	49.64	49.64
G 60.0	50.06	47.13	44.12	51.16	39.13	39.82	38.46	38.46
G 65.0	40.50	36.29	31.86	31.02	31.85	33.34	30.93	30.93
G 70.0	31.64	27.95	24.46	24.06	26.02	26.53	25.73	25.73
G 75.0	21.28	20.14	17.86	18.14	20.90	22.85	22.94	22.94
G 80.0	14.44	13.34	12.15	12.88	15.54	17.93	17.28	17.28
G 85.0	7.66	7.43	8.00	8.84	9.94	10.00	9.88	9.88
G 90.0	0.69	0.83	0.74	0.70	0.65	0.68	0.69	0.69

Luminaire		Measur.		Lamp	
Code	35-4305	Code	35-4306	Code	L4305 38.6W 80 3000K
Name	ACTION WALL WASHER 830 38.6W	Name	ACTION WALL WASHER 840 38.6W	Number	1
Line	- LEDS C4 LEDS	Date	04-11-2014	Position	Universal
Efficiency	100.00%	Coordinate system	CG	Total Flux	2817.33 lm

85mm x 155mm

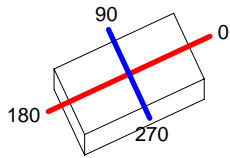
C Halfplanes

180.0 ——— 0.0
 270.0 ——— 90.0



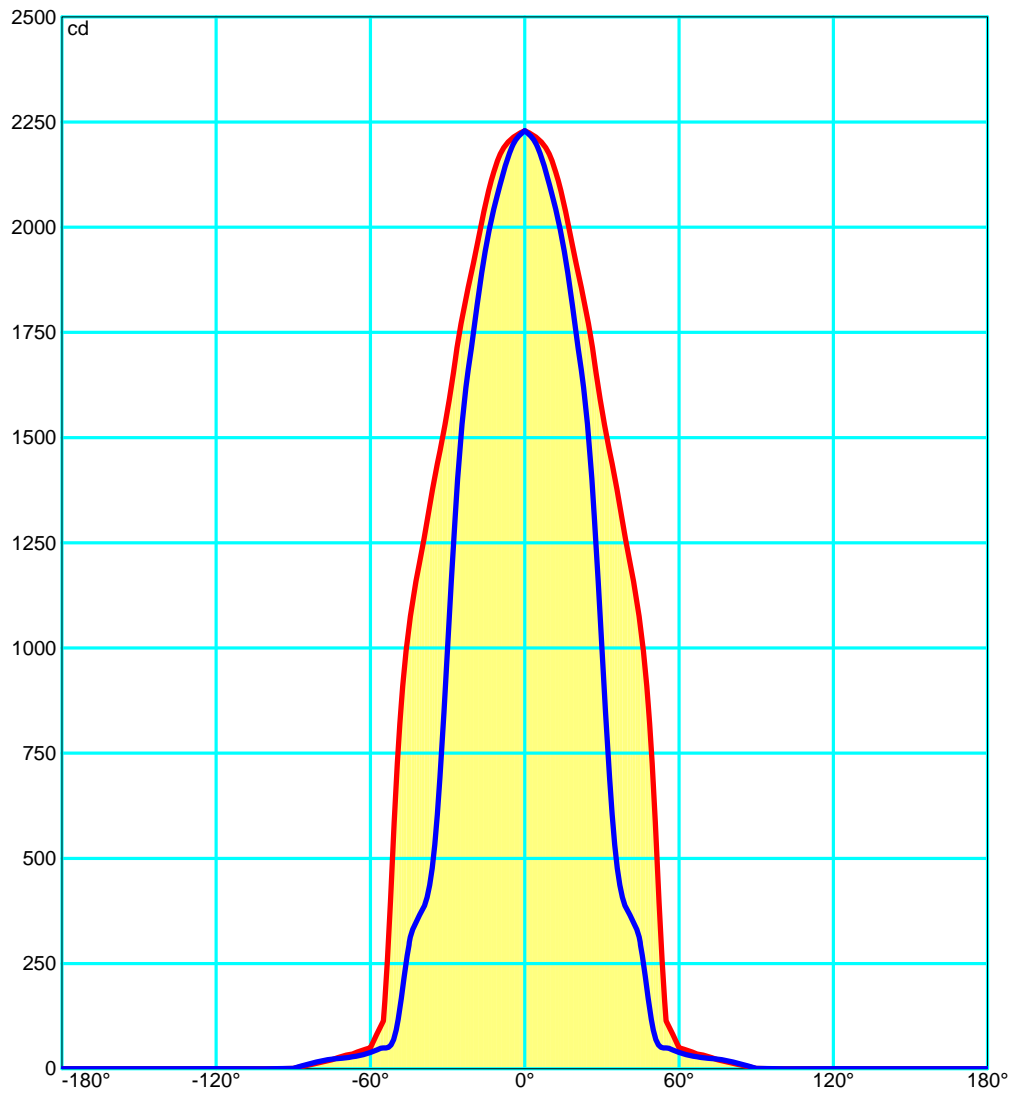
Luminaire		Measur.		Lamp	
Code	35-4305	Code	35-4306	Code	L4305 38.6W 80 3000K
Name	ACTION WALL WASHER 830 38.6W	Name	ACTION WALL WASHER 840 38.6W	Number	1
Line	- LEDS C4 LEDS	Date	04-11-2014	Position	Universal
Efficiency	100.00%	Coordinate system	CG	Total Flux	2817.33 lm

85mm x 155mm



C Halfplanes

180.0 ——— 0.0
 270.0 ——— 90.0



Luminaire		Measur.		Lamp	
Code	35-4305	Code	35-4306	Code	L4305 38.6W 80 3000K
Name	ACTION WALL WASHER 830 38.6W	Name	ACTION WALL WASHER 840 38.6W	Number	1
Line	- LEDS C4 LEDS	Date	04-11-2014	Position	Universal
Efficiency	100.00%	Coordinate system	CG	Total Flux	2817.33 lm

UGR
S = 0.250

Reflectancies										
Ceiling/Cavity	0.7	0.7	0.5	0.5	0.3	0.7	0.7	0.5	0.5	0.3
Walls	0.5	0.3	0.5	0.3	0.3	0.5	0.3	0.5	0.3	0.3
WorkingPlane	0.2	0.2	0.2	0.2	0.2	0.2	0.2	0.2	0.2	0.2
RoomDimensions	ViewedCrosswise					ViewedEndwise				
x=2H y=2H	26.8	27.7	27.1	27.9	22.3	21.0	21.9	21.3	22.1	22.3
x=2H y=3H	26.7	27.5	27.0	27.8	22.4	21.1	21.9	21.4	22.1	22.4
x=2H y=4H	26.7	27.4	27.0	27.7	22.5	21.2	21.9	21.5	22.2	22.5
x=2H y=6H	26.7	27.3	27.0	27.6	22.6	21.4	22.0	21.7	22.3	22.6
x=2H y=8H	26.6	27.3	27.0	27.6	22.7	21.4	22.1	21.8	22.4	22.7
x=2H y=12H	26.6	27.2	27.0	27.5	22.7	21.5	22.1	21.9	22.4	22.7
x=4H y=2H	26.7	27.4	27.0	27.6	22.4	21.1	21.8	21.4	22.1	22.4
x=4H y=3H	26.6	27.2	26.9	27.5	22.5	21.2	21.9	21.6	22.2	22.5
x=4H y=4H	26.5	27.1	26.9	27.4	22.6	21.4	22.0	21.8	22.3	22.6
x=4H y=6H	26.5	27.0	26.9	27.3	22.9	21.7	22.2	22.1	22.5	22.9
x=4H y=8H	26.5	26.9	26.9	27.3	23.1	21.9	22.3	22.3	22.7	23.1
x=4H y=12H	26.5	26.9	26.9	27.3	23.2	22.0	22.4	22.4	22.8	23.2
x=8H y=4H	26.5	26.9	26.9	27.2	22.6	21.4	21.8	21.9	22.2	22.6
x=8H y=6H	26.4	26.8	26.9	27.2	23.0	21.8	22.1	22.3	22.6	23.0
x=8H y=8H	26.4	26.7	26.9	27.2	23.2	22.1	22.3	22.5	22.8	23.2
x=8H y=12H	26.4	26.7	26.9	27.1	23.5	22.3	22.5	22.8	23.0	23.5
x=12H y=4H	26.4	26.8	26.9	27.2	22.6	21.4	21.8	21.9	22.2	22.6
x=12H y=6H	26.4	26.7	26.9	27.1	23.0	21.8	22.1	22.3	22.5	23.0
x=12H y=8H	26.4	26.7	26.9	27.1	23.3	22.1	22.3	22.6	22.8	23.3

Luminaire		Measur.		Lamp	
Code	35-4305	Code	35-4306	Code	L4305 38.6W 80 3000K
Name	ACTION WALL WASHER 830 38.6W	Name	ACTION WALL WASHER 840 38.6W	Number	1
Line	- LEDS C4 LEDS	Date	04-11-2014	Position	Universal
Efficiency	100.00%	Coordinate system	CG	Total Flux	2817.33 lm

Total Flux=2817.33 Luminaire Flux=2817.32

RI	0.60	0.80	1.00	1.25	1.50	2.00	2.50	3.00	4.00	5.00	10.00	20.00
DRR	0.56	0.63	0.70	0.75	0.79	0.85	0.89	0.91	0.94	0.95	0.98	0.99
RC	1	1	1	-	-	-	-	-	-	-	-	-

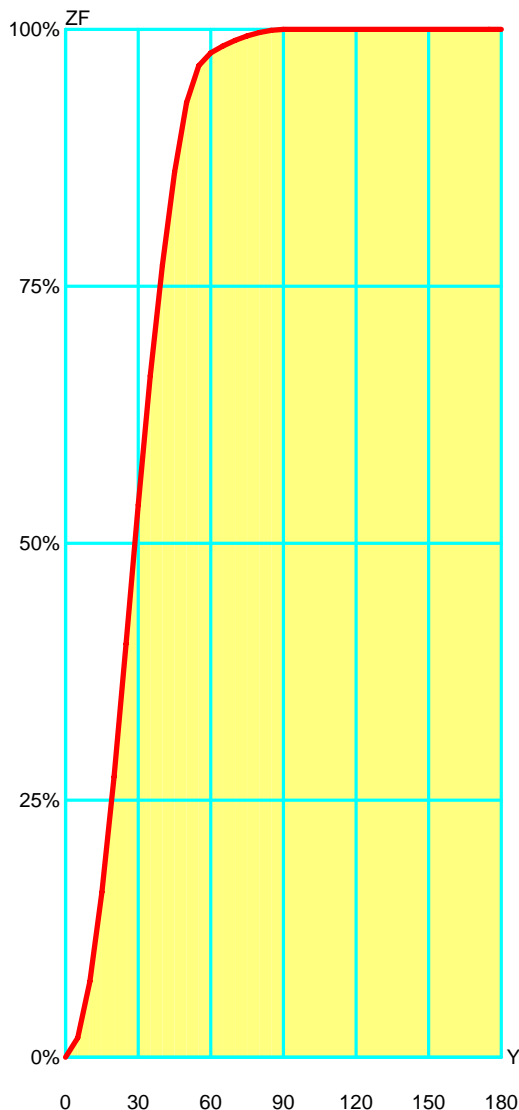
Zonal Flux per 1000 Lumen

Y°	10	20	30	40	50	60	70	80	90	100	110	120	130	140	150	160	170	180
ZF(Y)	74	273	537	771	929	977	989	997	1000	1000	1000	1000	1000	1000	1000	1000	1000	1000

CIE Flux Codes

80 98 99 100 100

C.I.E.	1/1/1/-/-/-/-/-/-/-/-	LOR	99.99972 %
D DIN 5040	A60	ULOR	0.00000 %
F UTE	1.00 B	DLOR	99.99972 %
B NBN	BZ 1	UFF	0.00000 %
RN	0.00000 %	DFF	100.00000 %
BLF	1.0	FFR	0.00000 %



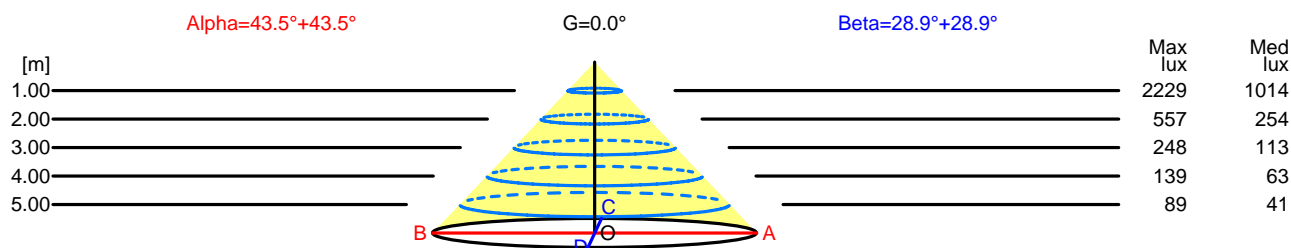
Zonal Flux				
Gamma °	Flux	Sum lm	Flux [%]	Sum [%]
0°	0.00	0.00	0.00%	0.00 %
5°	18.81	18.81	1.88 %	1.88 %
10°	54.96	73.77	5.50 %	7.38 %
15°	86.84	160.61	8.68 %	16.06 %
20°	112.13	272.74	11.21 %	27.27 %
25°	129.42	402.16	12.94 %	40.22 %
30°	135.18	537.34	13.52 %	53.73 %
35°	125.45	662.80	12.55 %	66.28 %
40°	107.85	770.64	10.78 %	77.06 %
45°	90.33	860.98	9.03 %	86.10 %
50°	67.80	928.78	6.78 %	92.88 %
55°	35.87	964.65	3.59 %	96.47 %
60°	12.46	977.11	1.25 %	97.71 %
65°	6.70	983.80	0.67 %	98.38 %
70°	5.36	989.16	0.54 %	98.92 %
75°	4.33	993.49	0.43 %	99.35 %
80°	3.32	996.81	0.33 %	99.68 %
85°	2.26	999.07	0.23 %	99.91 %
90°	0.93	1000.00	0.09 %	100.00 %
95°	0.00	1000.00	0.00 %	100.00 %
100°	0.00	1000.00	0.00 %	100.00 %
105°	0.00	1000.00	0.00 %	100.00 %
110°	0.00	1000.00	0.00 %	100.00 %
115°	0.00	1000.00	0.00 %	100.00 %
120°	0.00	1000.00	0.00 %	100.00 %
125°	0.00	1000.00	0.00 %	100.00 %
130°	0.00	1000.00	0.00 %	100.00 %
135°	0.00	1000.00	0.00 %	100.00 %
140°	0.00	1000.00	0.00 %	100.00 %
145°	0.00	1000.00	0.00 %	100.00 %
150°	0.00	1000.00	0.00 %	100.00 %
155°	0.00	1000.00	0.00 %	100.00 %
160°	0.00	1000.00	0.00 %	100.00 %
165°	0.00	1000.00	0.00 %	100.00 %
170°	0.00	1000.00	0.00 %	100.00 %
175°	0.00	1000.00	0.00 %	100.00 %
180°	0.00	1000.00	0.00 %	100.00 %

Luminaire		Measur.		Lamp	
Code	35-4305	Code	35-4306	Code	L4305 38.6W 80 3000K
Name	ACTION WALL WASHER 830 38.6W	Name	ACTION WALL WASHER 840 38.6W	Number	1
Line	- LEDS C4 LEDS	Date	04-11-2014	Position	Universal
Efficiency	100.00%	Coordinate system	CG	Total Flux	2817.33 lm

Width at 50.00 % of Max Intensity

H[m]	1.00	2.00	3.00	4.00	5.00	H[m]	1.00	2.00	3.00	4.00	5.00
OA	0.95	1.90	2.84	3.79	4.74	OC	0.55	1.11	1.66	2.21	2.77
OB	0.95	1.90	2.84	3.79	4.74	OD	0.55	1.11	1.66	2.21	2.77

	Luminous Intensities [cd]									
	0	5	15	25	35	45	55	65	75	85
OA	2228.95	2211.02	2061.72	1762.16	1406.08	1051.07	113.99	40.50	21.28	7.66
OB	2228.95	2211.02	2061.72	1762.16	1406.08	1051.07	113.99	40.50	21.28	7.66
OC	2228.95	2190.78	1956.32	1487.13	532.32	294.30	49.64	30.93	22.94	9.88
OD	2228.95	2190.78	1956.32	1487.13	532.32	294.30	49.64	30.93	22.94	9.88



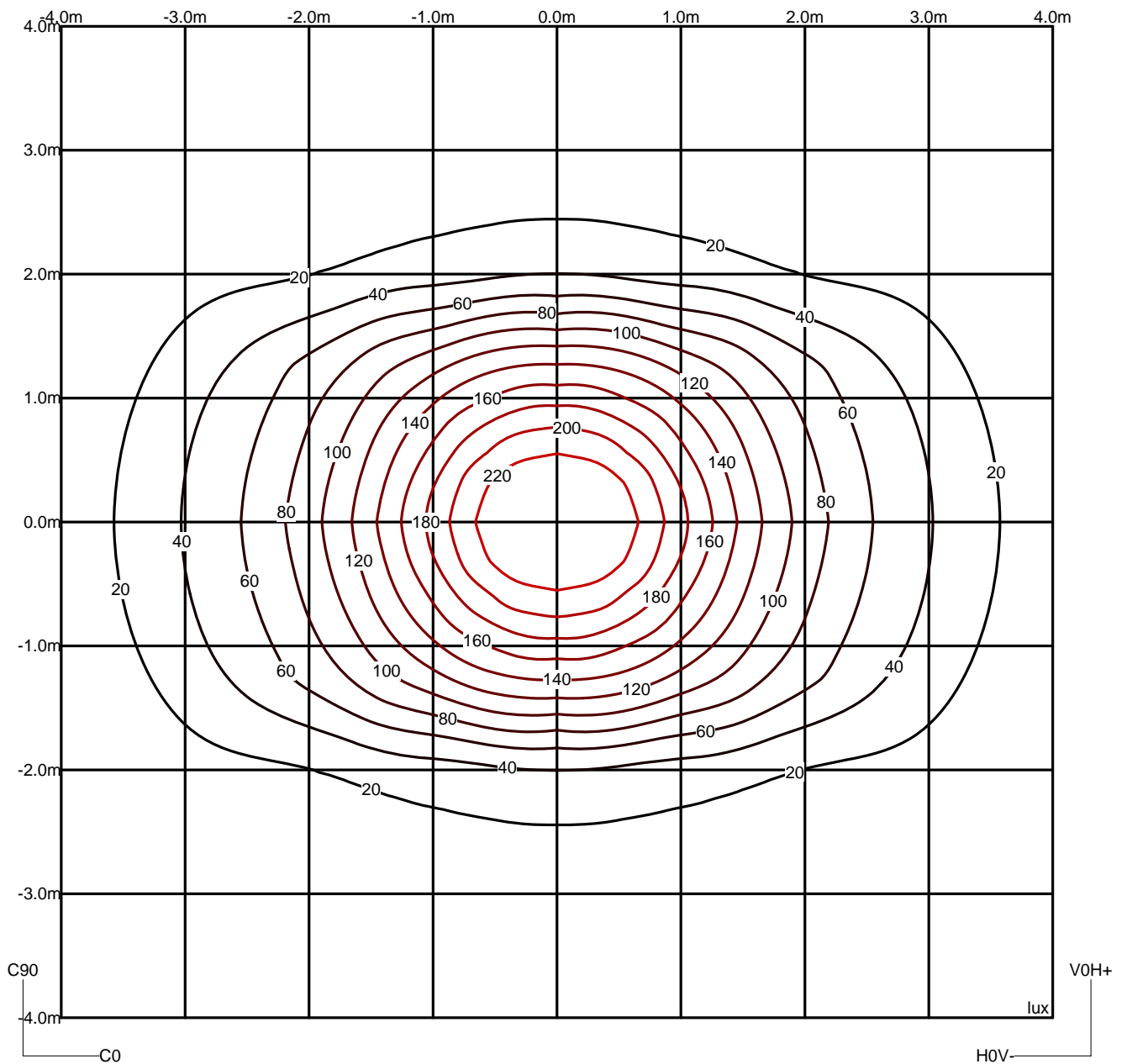
H[m]	D[m]	Max lux	Med lux	Alpha=43.5°+43.5°	G=0.0	
1.00	1.90	2229	1014			
2.00	3.79	557	254			
3.00	5.69	248	113			
4.00	7.58	139	63			
5.00	9.48	89	41			

H[m]	D[m]	Max lux	Med lux	Beta=28.9°+28.9°	G=0.0	
1.00	1.11	2229	1014			
2.00	2.21	557	254			
3.00	3.32	248	113			
4.00	4.42	139	63			
5.00	5.53	89	41			

Luminaire		Measuram.		Lamp	
Code	35-4305	Code	35-4306	Code	L4305 38.6W 80 3000K
Name	ACTION WALL WASHER 830 38.6W	Name	ACTION WALL WASHER 840 38.6W	Number	1
Line	- LEDS C4 LEDS	Date	04-11-2014	Position	Universal
Efficiency	100.00%	Coordinate system	CG	Total Flux	2817.33 lm

Isolux (Floor)

Luminaire position X=0.00m Y=0.00m Z=3.00m



Luminaire		Measur.		Lamp	
Code	35-4305	Code	35-4306	Code	L4305 38.6W 80 3000K
Name	ACTION WALL WASHER 830 38.6W	Name	ACTION WALL WASHER 840 38.6W	Number	1
Line	- LEDS C4 LEDS	Date	04-11-2014	Position	Universal

Efficiency	100.00%	Coordinate system	CG	Total Flux	2817.33 lm
------------	---------	-------------------	----	------------	------------

Utilizations CIE

Mounting	Direct	Normalization										Suspension Ratio					Standard CIE Settings							
		8873	8773	8871	8771	7773	7771	7753	7553	7751	7551	7731	7331	7711	7111	5551	5531	5331	5511	5111	3331	3311	1111	0000
Ceiling																								
K	8873	8773	8871	8771	7773	7771	7753	7553	7751	7551	7731	7331	7711	7111	5551	5531	5331	5511	5111	3331	3311	1111	0000	
0.60	184	165	123	111	157	106	101	86	65	56	37	28	17	12	52	30	27	14	11	25	12	10	0	
0.80	215	198	130	120	188	114	129	113	74	65	46	37	25	18	61	38	35	21	17	33	18	16	0	
1.00	237	220	129	121	210	116	153	136	79	71	52	43	31	24	67	45	41	27	23	39	24	21	0	
1.25	258	243	127	121	231	116	177	161	84	76	59	50	39	31	72	51	47	34	30	45	30	27	0	
1.50	274	260	125	120	247	115	197	181	86	80	64	55	45	37	76	56	53	40	36	50	36	33	0	
2.00	295	283	119	115	270	111	227	212	89	84	71	63	55	47	80	64	61	50	45	58	46	42	0	
2.50	309	299	115	112	286	109	249	235	91	87	76	69	62	55	82	69	66	57	53	64	53	50	0	
3.00	320	311	112	110	297	107	265	253	92	88	79	74	68	61	84	73	71	63	59	68	59	56	0	
4.00	336	329	111	109	314	106	288	278	95	92	85	80	76	70	88	80	77	71	68	75	67	64	0	
5.00	346	340	110	109	326	106	304	295	97	95	89	85	81	76	91	84	82	77	74	79	73	70	0	
10.00	369	366	109	108	351	106	338	333	102	101	97	95	93	90	98	94	93	90	88	90	87	84	0	
20.00	381	379	108	108	364	106	358	355	104	104	102	101	100	98	101	99	98	97	96	96	94	92	0	

Wall

K	8873	8773	8871	8771	7773	7771	7753	7553	7751	7551	7731	7331	7711	7111	5551	5531	5331	5511	5111	3331	3311	1111	0000
0.60	355	345	278	272	340	269	268	261	217	213	182	179	157	155	211	179	178	155	154	177	155	154	132
0.80	390	380	292	286	372	282	303	294	235	231	202	198	177	174	228	198	196	175	173	195	173	172	147
1.00	408	397	291	286	387	281	323	313	240	236	210	205	186	183	232	205	203	183	182	201	181	180	151
1.25	423	413	288	284	400	279	342	332	244	240	216	211	195	190	234	211	209	191	189	206	188	186	154
1.50	434	424	285	282	410	276	356	346	245	241	221	216	200	196	236	214	212	196	194	209	193	190	156
2.00	437	428	267	264	411	258	366	356	235	231	215	210	199	194	225	208	206	193	190	202	189	185	147
2.50	437	429	252	250	409	244	371	361	225	222	209	205	195	190	215	201	199	189	186	194	183	178	138
3.00	433	426	238	236	405	230	371	362	215	212	201	197	189	184	204	192	191	182	179	185	176	171	128
4.00	439	433	230	229	410	223	383	374	211	209	200	197	191	186	200	191	189	183	180	183	175	169	124
5.00	444	439	227	226	415	220	391	384	210	208	201	198	193	189	199	191	190	184	182	182	176	169	122
10.00	453	450	218	217	423	211	409	404	206	205	201	199	196	193	194	190	189	186	184	180	176	167	117
20.00	440	438	194	194	408	187	401	398	185	184	182	181	180	178	173	171	170	169	168	160	158	148	95

Working Pl.

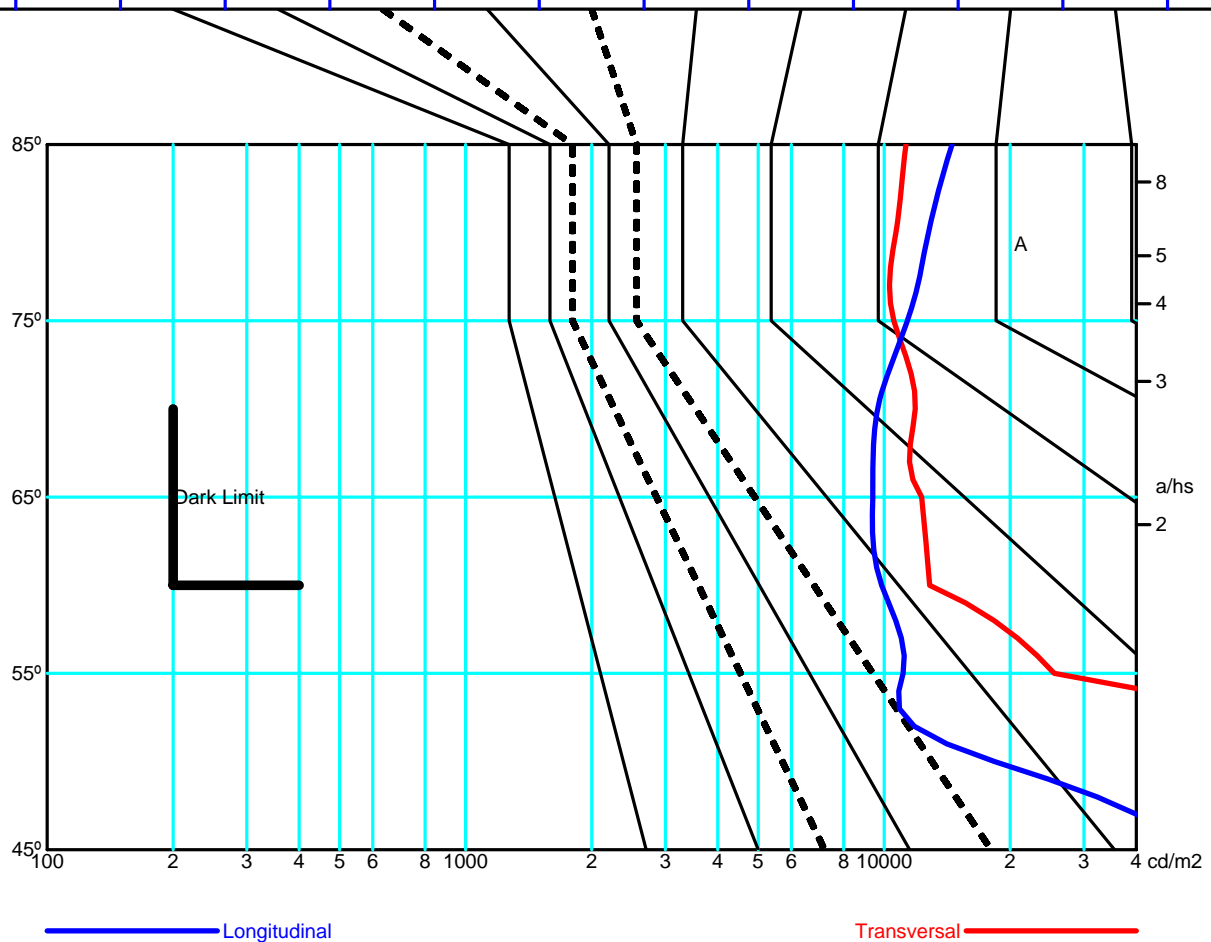
K	8873	8773	8871	8771	7773	7771	7753	7553	7751	7551	7731	7331	7711	7111	5551	5531	5331	5511	5111	3331	3311	1111	0000	
0.60	781	771	729	722	764	718	676	669	651	647	606	602	573	571	644	602	601	572	571	600	571	570	558	
0.80	872	859	803	796	849	790	763	754	728	723	684	679	650	647	718	679	677	648	646	675	646	645	633	
1.00	944	931	860	853	917	847	837	825	791	786	750	744	718	714	780	743	741	714	712	738	711	709	698	
1.25	1000	993	906	901	976	893	901	889	844	839	807	800	777	771	831	798	796	772	769	792	768	764	753	
1.50	1000	1000	938	933	1000	924	949	936	881	876	847	840	819	813	867	837	834	812	809	829	807	803	793	
2.00	1000	1000	982	978	1000	969	1000	1000	936	931	908	902	885	878	920	897	894	876	873	887	869	863	853	
2.50	1000	1000	1000	1000	1000	995	1000	1000	969	964	946	939	926	919	952	932	930	916	912	921	907	899	890	
3.00	1000	1000	1000	1000	1000	1000	1000	1000	991	987	972	965	955	947	973	957	955	943	939	945	932	923	915	
4.00	1000	1000	1000	1000	1000	1000	1000	1000	1000	1000	998	992	984	977	994	982	979	970	966	967	958	947	938	
5.00	1000	1000	1000	1000	1000	1000	1000	1000	1000	1000	1000	1000	1000	1000	995	1000	996	994	986	983	980	972	960	951
10.00	1000	1000	1000	1000	1000	1000	1000	1000	1000	1000	1000	1000	1000	1000	1000	1000	1000	1000	1000	1000	1000	1000	986	977
20.00	1000	1000	1000	1000	1000	1000	1000	1000	1000	1000	1000	1000	1000	1000	1000	1000	1000	1000	1000	1000	1000	1000	1000	991

LM53 SHR C0-C180: 1.075 SHR C90-C270: 0.922 SHR Square: 1.045

Luminaire		Measur.		Lamp	
Code	35-4305	Code	35-4306	Code	L4305 38.6W 80 3000K
Name	ACTION WALL WASHER 830 38.6W	Name	ACTION WALL WASHER 840 38.6W	Number	1
Line	- LEDS C4 LEDS	Date	04-11-2014	Position	Universal
Efficiency	100.00%	Coordinate system	CG	Total Flux	2817.33 lm

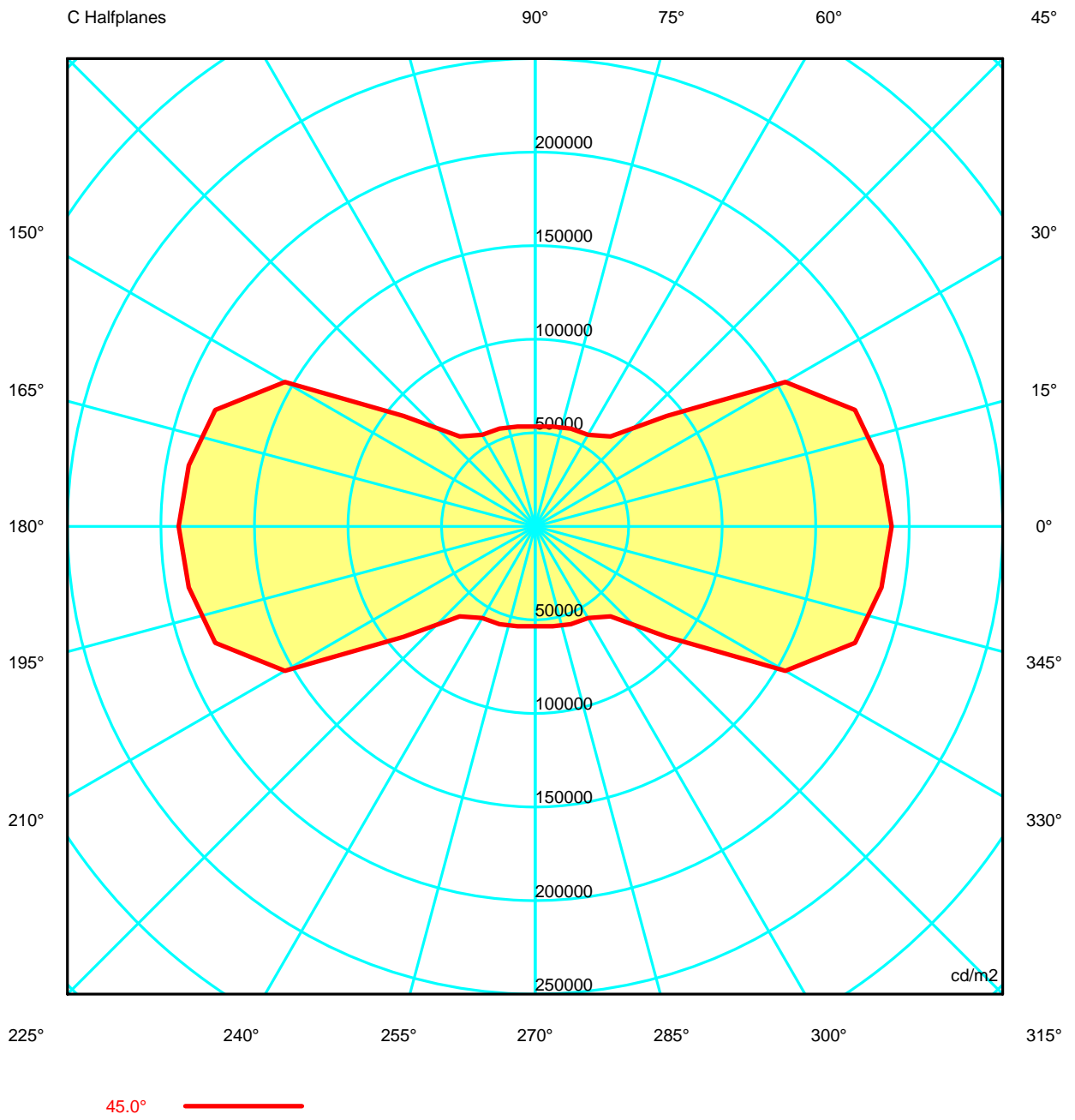
		Average Luminance [cd/m ²]									
		45°	50°	55°	60°	65°	70°	75°	80°	85°	
0.0°	190568	135164	25479	12835	12286	11860	10541	10661	11272	---	
90.0°	53359	18345	11095	9861	9383	9644	11365	12755	14529	---	

Flush mounted or longitudinal view												
		Illumination(lx)										
A	A	2000	1000	750	500		<300				1.15	
B	1		2000	1500	1000	750	500	<300			1.5	
C					2000		1000	500	<300		1.85	
D	2						2000	1000	500	<300	2.2	
E	3							2000	1000	500	<300	2.55



Luminaire		Measur.		Lamp	
Code	35-4305	Code	35-4306	Code	L4305 38.6W 80 3000K
Name	ACTION WALL WASHER 830 38.6W	Name	ACTION WALL WASHER 840 38.6W	Number	1
Line	- LEDS C4 LEDS	Date	04-11-2014	Position	Universal
Efficiency	100.00%	Coordinate system	CG	Total Flux	2817.33 lm

Luminance



Luminaire		Measur.		Lamp	
Code	35-4305	Code	35-4306	Code	L4305 38.6W 80 3000K
Name	ACTION WALL WASHER 830 38.6W	Name	ACTION WALL WASHER 840 38.6W	Number	1
Line	- LEDS C4 LEDS	Date	04-11-2014	Position	Universal

Efficiency	100.00%	Coordinate system	CG	Total Flux	2817.33 lm
------------	---------	-------------------	----	------------	------------

		Luminance cd/m ² Table 1/3												
		C 0.00	C 10.00	C 20.00	C 30.00	C 40.00	C 50.00	C 60.00	C 70.00	C 80.00	C 90.00	C 100.00	C 110.00	C 120.00
G 0.0	285762.79	285762.79	285762.79	285762.79	285762.79	285762.79	285762.79	285762.79	285762.79	285762.79	285762.79	285762.79	285762.79	285762.79
G 5.0	284546.90	284312.98	284139.29	283977.28	283761.42	283767.34	283872.47	283585.98	282885.67	281942.66	282885.67	283585.98	283872.47	283872.47
G 10.0	282038.65	280171.80	279377.36	279224.82	278185.58	276287.29	274017.52	272041.86	271464.32	272227.82	271464.32	272041.86	274017.52	274017.52
G 15.0	273647.59	271031.20	270192.45	269364.24	265376.24	263537.10	263208.21	261087.20	259867.76	259657.47	259867.76	261087.20	263208.21	263208.21
G 20.0	261106.65	259323.35	255880.00	252534.60	252269.31	249768.33	245090.47	243595.77	242063.81	238677.77	242063.81	243595.77	245090.47	245090.47
G 25.0	249272.43	244648.73	242068.15	240614.76	237430.80	233501.04	228586.81	221365.18	214907.45	210368.19	214907.45	221365.18	228586.81	228586.81
G 30.0	231741.14	228035.41	226078.50	225363.49	222075.78	208607.24	188078.09	172092.14	159651.33	148142.35	159651.33	172092.14	188078.09	188078.09
G 35.0	220065.33	214896.05	212473.06	210263.26	199332.75	167051.89	123118.66	94401.49	85776.48	83313.35	85776.48	94401.49	123118.66	123118.66
G 40.0	206184.40	202669.84	199376.21	196303.50	148647.06	99024.00	73013.01	64845.15	63479.30	62617.17	63479.30	64845.15	73013.01	73013.01
G 45.0	190568.00	188010.43	182008.08	154423.83	91782.56	62767.01	56524.70	55630.46	54176.72	53358.72	54176.72	55630.46	56524.70	56524.70
G 50.0	135163.86	131412.07	122730.90	100596.48	62720.50	47653.31	45382.47	34754.36	23152.08	18344.53	23152.08	34754.36	45382.47	45382.47
G 55.0	25479.45	27353.67	29268.58	33514.25	40017.66	31546.50	13688.84	12465.58	11601.02	11095.17	11601.02	12465.58	13688.84	13688.84
G 60.0	12835.13	12446.70	11587.31	11312.40	12856.55	12366.05	10032.92	10150.78	10272.08	9860.98	10272.08	10150.78	10032.92	10032.92
G 65.0	12285.90	11467.17	10508.40	9665.56	9400.88	9448.39	9663.49	10048.61	9992.17	9382.76	9992.17	10048.61	9663.49	9663.49
G 70.0	11859.92	10953.10	9981.18	9167.69	8921.52	9239.60	9752.41	9959.06	9874.38	9644.35	9874.38	9959.06	9752.41	9752.41
G 75.0	10540.77	10247.17	9591.89	8847.61	8751.76	9379.19	10354.27	11106.68	11334.84	11365.09	11334.84	11106.68	10354.27	10354.27
G 80.0	10661.08	10152.43	9497.28	8970.55	9138.29	10056.05	11471.51	12851.78	13286.99	12754.53	13286.99	12851.78	11471.51	11471.51
G 85.0	11271.62	10924.83	11102.94	11774.31	12527.08	13596.85	14618.60	14676.70	14629.84	14528.54	14629.84	14676.70	14618.60	14618.60
G 90.0	0.00	0.00	0.00	0.00	0.00	0.00	0.00	0.00	0.00	0.00	0.00	0.00	0.00	0.00

Luminaire	Measur.	Lamp
Code 35-4305	Code 35-4306	Code L4305 38.6W 80 3000K
Name ACTION WALL WASHER 830 38.6W	Name ACTION WALL WASHER 840 38.6W	Number 1
Line - LEDS C4 LEDS	Date 04-11-2014	Position Universal

Efficiency	100.00%	Coordinate system	CG	Total Flux	2817.33 lm
------------	---------	-------------------	----	------------	------------

		Luminance cd/m2 Table 2/3												
		C 130.00	C 140.00	C 150.00	C 160.00	C 170.00	C 180.00	C 190.00	C 200.00	C 210.00	C 220.00	C 230.00	C 240.00	C 250.00
G 0.0	285762.79	285762.79	285762.79	285762.79	285762.79	285762.79	285762.79	285762.79	285762.79	285762.79	285762.79	285762.79	285762.79	285762.79
G 5.0	283767.34	283761.42	283977.28	284139.29	284312.98	284546.90	284312.98	284139.29	283977.28	283761.42	283767.34	283872.47	283585.98	283585.98
G 10.0	276287.29	278185.58	279224.82	279377.36	280171.80	282038.65	280171.80	279377.36	279224.82	278185.58	276287.29	274017.52	272041.86	272041.86
G 15.0	263537.10	265376.24	269364.24	270192.45	271031.20	273647.59	271031.20	270192.45	269364.24	265376.24	263537.10	263208.21	261087.20	261087.20
G 20.0	249768.33	252269.31	252534.60	255880.00	259323.35	261106.65	259323.35	255880.00	252534.60	252269.31	249768.33	245090.47	243595.77	243595.77
G 25.0	233501.04	237430.80	240614.76	242068.15	244648.73	249272.43	244648.73	242068.15	240614.76	237430.80	233501.04	228586.81	221365.18	221365.18
G 30.0	208607.24	222075.78	225363.49	226078.50	228035.41	231741.14	228035.41	226078.50	225363.49	222075.78	208607.24	188078.09	172092.14	172092.14
G 35.0	167051.89	199332.75	210263.26	212473.06	214896.05	220065.33	214896.05	212473.06	210263.26	199332.75	167051.89	123118.66	94401.49	94401.49
G 40.0	99024.00	148647.06	196303.50	199376.21	202669.84	206184.40	202669.84	199376.21	196303.50	148647.06	99024.00	73013.01	64845.15	64845.15
G 45.0	62767.01	91782.56	154423.83	182008.08	188010.43	190568.00	188010.43	182008.08	154423.83	91782.56	62767.01	56524.70	55630.46	55630.46
G 50.0	47653.31	62720.50	100596.48	122730.90	131412.07	135163.86	131412.07	122730.90	100596.48	62720.50	47653.31	45382.47	34754.36	34754.36
G 55.0	31546.50	40017.66	33514.25	29268.58	27353.67	25479.45	27353.67	29268.58	33514.25	40017.66	31546.50	13688.84	12465.58	12465.58
G 60.0	12366.05	12856.55	11312.40	11587.31	12446.70	12835.13	12446.70	11587.31	11312.40	12856.55	12366.05	10032.92	10150.78	10150.78
G 65.0	9448.39	9400.88	9665.56	10508.40	11467.17	12285.90	11467.17	10508.40	9665.56	9400.88	9448.39	9663.49	10048.61	10048.61
G 70.0	9239.60	8921.52	9167.69	9981.18	10953.10	11859.92	10953.10	9981.18	9167.69	8921.52	9239.60	9752.41	9959.06	9959.06
G 75.0	9379.19	8751.76	8847.61	9591.89	10247.17	10540.77	10247.17	9591.89	8847.61	8751.76	9379.19	10354.27	11106.68	11106.68
G 80.0	10056.05	9138.29	8970.55	9497.28	10152.43	10661.08	10152.43	9497.28	8970.55	9138.29	10056.05	11471.51	12851.78	12851.78
G 85.0	13596.85	12527.08	11774.31	11102.94	10924.83	11271.62	10924.83	11102.94	11774.31	12527.08	13596.85	14618.60	14676.70	14676.70
G 90.0	0.00	0.00	0.00	0.00	0.00	0.00	0.00	0.00	0.00	0.00	0.00	0.00	0.00	0.00

Luminaire		Measur.		Lamp	
Code	35-4305	Code	35-4306	Code	L4305 38.6W 80 3000K
Name	ACTION WALL WASHER 830 38.6W	Name	ACTION WALL WASHER 840 38.6W	Number	1
Line	- LEDS C4 LEDS	Date	04-11-2014	Position	Universal

Efficiency	100.00%	Coordinate system	CG	Total Flux	2817.33 lm
------------	---------	-------------------	----	------------	------------

		Luminance cd/m ² Table 3/3												
		C 180.00	C 190.00	C 200.00	C 210.00	C 220.00	C 230.00	C 240.00	C 250.00	C 260.00	C 270.00	C 280.00	C 290.00	C 300.00
G 0.0	285762.79	285762.79	285762.79	285762.79	285762.79	285762.79	285762.79	285762.79	285762.79	285762.79	285762.79	285762.79	285762.79	285762.79
G 5.0	284546.90	284312.98	284139.29	283977.28	283761.42	283767.34	283872.47	283585.98	282885.67	281942.66	282885.67	283585.98	283872.47	283872.47
G 10.0	282038.65	280171.80	279377.36	279224.82	278185.58	276287.29	274017.52	272041.86	271464.32	272227.82	271464.32	272041.86	274017.52	274017.52
G 15.0	273647.59	271031.20	270192.45	269364.24	265376.24	263537.10	263208.21	261087.20	259867.76	259657.47	259867.76	261087.20	263208.21	263208.21
G 20.0	261106.65	259323.35	255880.00	252534.60	252269.31	249768.33	245090.47	243595.77	242063.81	238677.77	242063.81	243595.77	245090.47	245090.47
G 25.0	249272.43	244648.73	242068.15	240614.76	237430.80	233501.04	228586.81	221365.18	214907.45	210368.19	214907.45	221365.18	228586.81	228586.81
G 30.0	231741.14	228035.41	226078.50	225363.49	222075.78	208607.24	188078.09	172092.14	159651.33	148142.35	159651.33	172092.14	188078.09	188078.09
G 35.0	220065.33	214896.05	212473.06	210263.26	199332.75	167051.89	123118.66	94401.49	85776.48	83313.35	85776.48	94401.49	123118.66	123118.66
G 40.0	206184.40	202669.84	199376.21	196303.50	148647.06	99024.00	73013.01	64845.15	63479.30	62617.17	63479.30	64845.15	73013.01	73013.01
G 45.0	190568.00	188010.43	182008.08	154423.83	91782.56	62767.01	56524.70	55630.46	54176.72	53358.72	54176.72	55630.46	56524.70	56524.70
G 50.0	135163.86	131412.07	122730.90	100596.48	62720.50	47653.31	45382.47	34754.36	23152.08	18344.53	23152.08	34754.36	45382.47	45382.47
G 55.0	25479.45	27353.67	29268.58	33514.25	40017.66	31546.50	13688.84	12465.58	11601.02	11095.17	11601.02	12465.58	13688.84	13688.84
G 60.0	12835.13	12446.70	11587.31	11312.40	12856.55	12366.05	10032.92	10150.78	10272.08	9860.98	10272.08	10150.78	10032.92	10032.92
G 65.0	12285.90	11467.17	10508.40	9665.56	9400.88	9448.39	9663.49	10048.61	9992.17	9382.76	9992.17	10048.61	9663.49	9663.49
G 70.0	11859.92	10953.10	9981.18	9167.69	8921.52	9239.60	9752.41	9959.06	9874.38	9644.35	9874.38	9959.06	9752.41	9752.41
G 75.0	10540.77	10247.17	9591.89	8847.61	8751.76	9379.19	10354.27	11106.68	11334.84	11365.09	11334.84	11106.68	10354.27	10354.27
G 80.0	10661.08	10152.43	9497.28	8970.55	9138.29	10056.05	11471.51	12851.78	13286.99	12754.53	13286.99	12851.78	11471.51	11471.51
G 85.0	11271.62	10924.83	11102.94	11774.31	12527.08	13596.85	14618.60	14676.70	14629.84	14528.54	14629.84	14676.70	14618.60	14618.60
G 90.0	0.00	0.00	0.00	0.00	0.00	0.00	0.00	0.00	0.00	0.00	0.00	0.00	0.00	0.00

