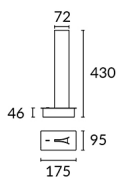


## BRAVO

Manel Llusçà

## 10-4925-F5-M1

Table lamp BRAVO LED 14W 3000K Gold 716lm



### TECHNICAL FEATURES

---

IP20



Power (W) : 14W

Real lumens : 716

Real lm/W : 51

Correlated Colour Temperature (CCT) : LED warm-white 3000K

Structure material : Aluminium

Structure finish : Gold

Diffuser material : Acrylic

Diffuser finish : Opal

Brand : HEP

Voltage / frequency : 120-277VAC/50-60Hz

Warranty : 2 Years

Energy efficiency : LED A++

### LUMINOTECHNIC FEATURES

---

Light source: LED SAMSUNG

CRI: 80

Photobiological risk: RG1

### VENTILATION FEATURES

---

Service value measurement standard: EN 60879:2019

### LOGISTICS

---

Net weight (kg): 1.69

Packaged weight (kg): 2.47

Packaging: 210mm x 125mm x 465mm



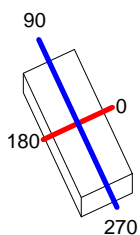
6 Un



<b>Luminaire</b>		<b>Measur.</b>		<b>Lamp</b>		
Code	10-4925	Code	10-4925	Code	LED	
Name	LED Table Lamp	Name	LED Table Lamp	Number	1	
Line	Eulumdat	Date	06-02-2015	Position		
Efficiency	47.43%	Coordinate system	CG	Total Flux	1510.00 lm	
Maximum value	403.15 cd	Position	C=180.00 G=5.00	Asymmetrical		
Rectangular Luminaire	Length	175 mm	Width	72 mm	Height	430 mm
Rectangular Luminous Area	Length	175 mm	Width	72 mm	Height	430 mm
Horizontal Luminous Area	0.012600 m2	Emitting area on Plane 180°		0.075250 m2		
Emitting area on Plane 0°	0.075250 m2	Emitting area on Plane 270°		0.030960 m2		
Emitting area on Plane 90°	0.030960 m2	Glare area at 76°		0.076063 m2		
Symmetry Type	Asymmetrical	Maximum Gamma Angle		90		
Measurement Distance	0.00	Measurement Flux		1510.00 lm		
Operator		Source voltage				
Temperature	25.00 °C	Source current				
Humidity	60.00 %	Photocell				
Notes						

Line		Code		Luminaire Lamps		Flux [lm]	Pow. [W]	Q.ty
Eulumdat		LED		Name				
				LED - 15.90 W		1510.00	15.90	1
C.I.E.	61 90 99 100 47			D DIN 5040	A50			
F UTE	0.47 C			B NBN	BZ 3			

175mm x 72mm



**C Halfplanes**

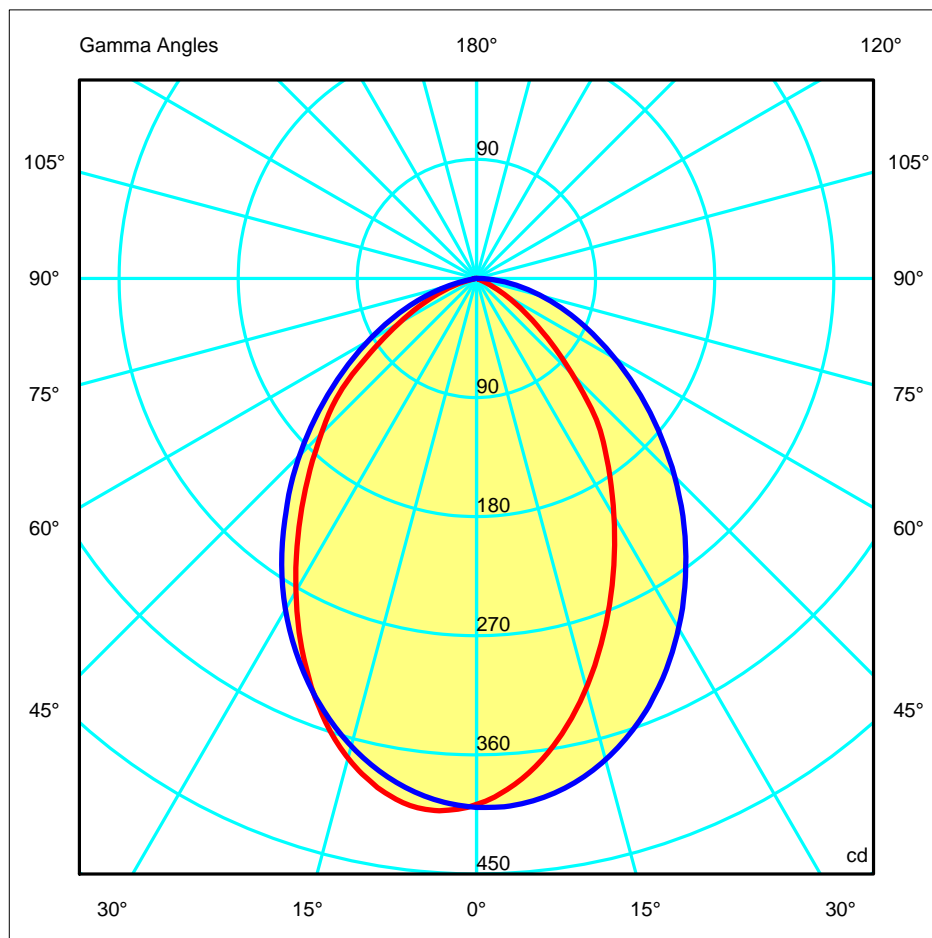
180.0 — 0.0

270.0 — 90.0

ULOR 0.00 %

DLOR 47.43 %

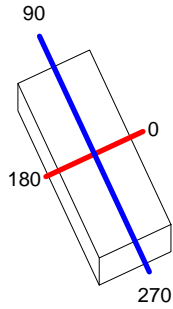
RN 0.00 %



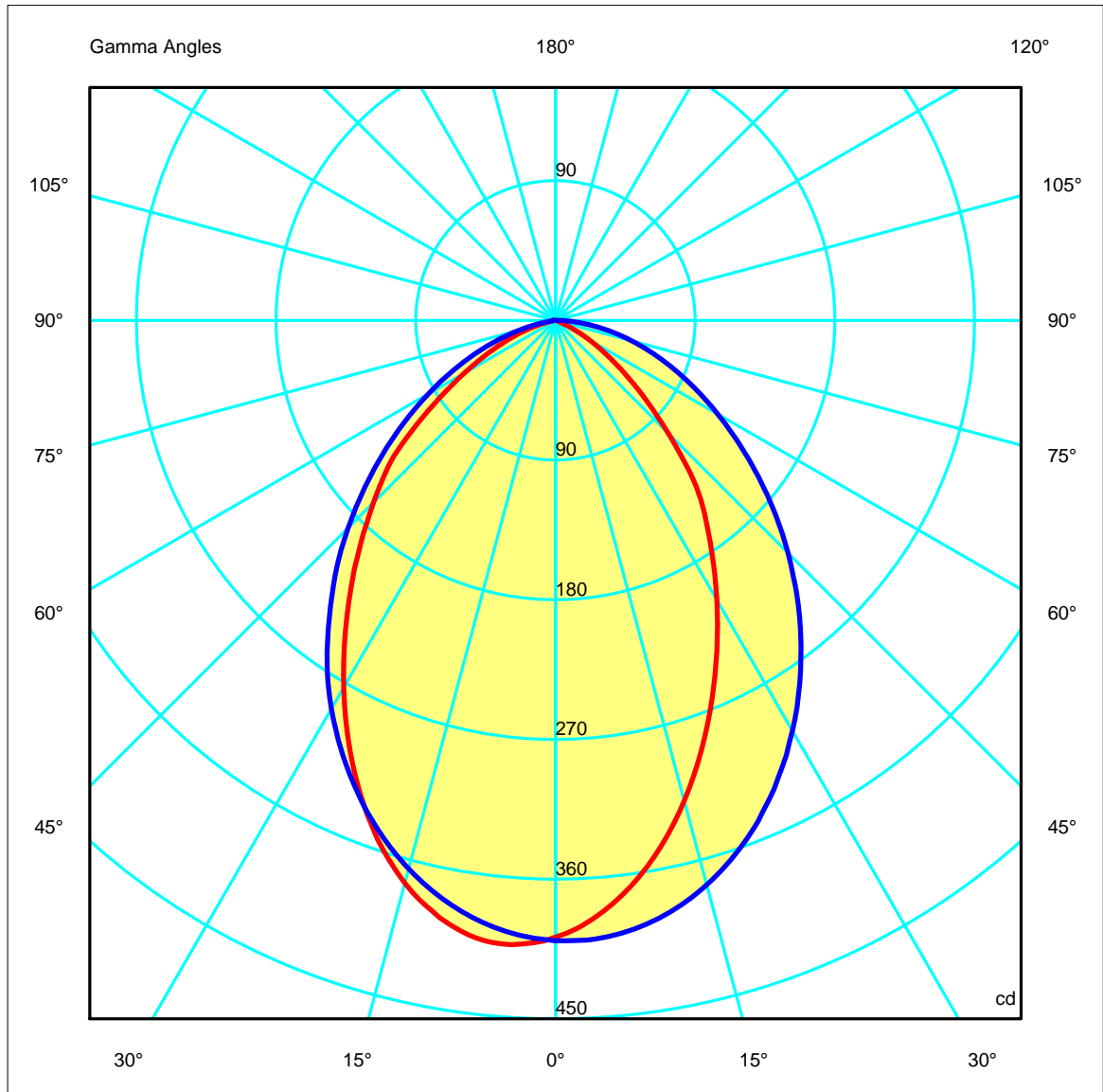
<b>Luminaire</b>		<b>Measur.</b>		<b>Lamp</b>	
Code	10-4925	Code	10-4925	Code	LED
Name	LED Table Lamp	Name	LED Table Lamp	Number	1
Line	Eulumdat	Date	06-02-2015	Position	
Efficiency	47.43%	Coordinate system	CG	Total Flux	1510.00 lm

175mm x 72mm

C Halfplanes



180.0 ——— 0.0  
270.0 ——— 90.0

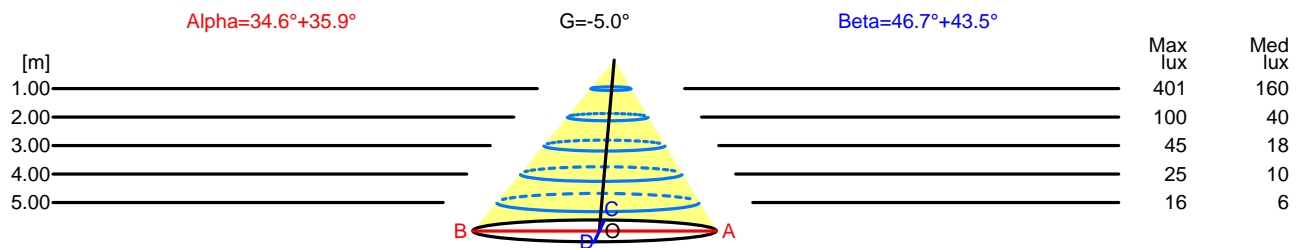


<b>Luminaire</b>		<b>Measur.</b>		<b>Lamp</b>	
Code	10-4925	Code	10-4925	Code	LED
Name	LED Table Lamp	Name	LED Table Lamp	Number	1
Line	Eulumdat	Date	06-02-2015	Position	
Efficiency	47.43%	Coordinate system	CG	Total Flux	1510.00 lm

Width at 50.00 % of Max Intensity

H[m]	1.00	2.00	3.00	4.00	5.00	H[m]	1.00	2.00	3.00	4.00	5.00
OA	0.69	1.37	2.06	2.74	3.43	OC	1.07	2.13	3.20	4.26	5.33
OB	0.74	1.48	2.22	2.96	3.70	OD	0.95	1.90	2.85	3.81	4.76

	Luminous Intensities [ cd ]									
	0	5	15	25	35	45	55	65	75	85
OA	397.31	380.46	320.37	244.46	173.72	102.49	44.45	10.74	2.12	0.97
OB	397.31	403.15	375.35	311.24	234.81	165.88	98.20	44.14	10.70	2.38
OC	399.66	398.08	376.29	333.21	275.35	211.80	149.23	95.01	50.72	15.84
OD	399.66	394.21	365.79	317.64	256.43	189.03	124.05	68.10	24.21	1.42



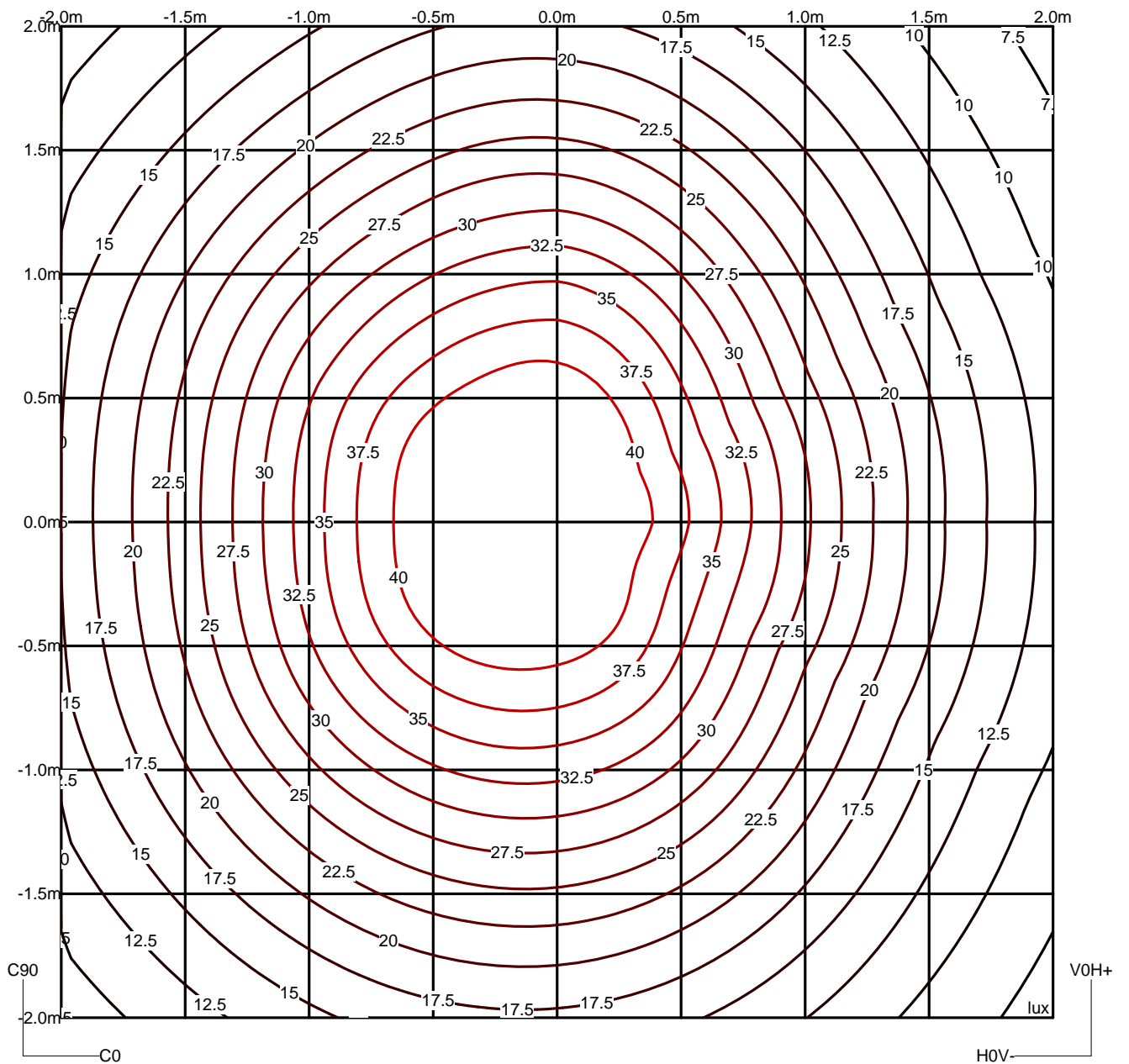
H[m]	D[m]	Max lux	Med lux	Alpha=34.6°+35.9°	G=-5.0
1.00	1.42	401	160		
2.00	2.85	100	40		
3.00	4.27	45	18		
4.00	5.70	25	10		
5.00	7.12	16	6		

H[m]	D[m]	Max lux	Med lux	Beta=43.5°+46.7°	G=0.0
1.00	2.02	401	160		
2.00	4.03	100	40		
3.00	6.05	45	18		
4.00	8.07	25	10		
5.00	10.08	16	6		

<b>Luminaire</b>		<b>Measur.</b>		<b>Lamp</b>	
Code	10-4925	Code	10-4925	Code	LED
Name	LED Table Lamp	Name	LED Table Lamp	Number	1
Line	Eulumdat	Date	06-02-2015	Position	
Efficiency	47.43%	Coordinate system	CG	Total Flux	1510.00 lm

Isolux (Floor)

Luminaire position X=0.00m Y=0.00m Z=3.00m



**Luminaire**

 Code 10-4925  
 Name LED Table Lamp  
 Line Eulumdat

**Measur.**

 Code 10-4925  
 Name LED Table Lamp  
 Date 06-02-2015

**Lamp**

 Code LED  
 Number 1  
 Position

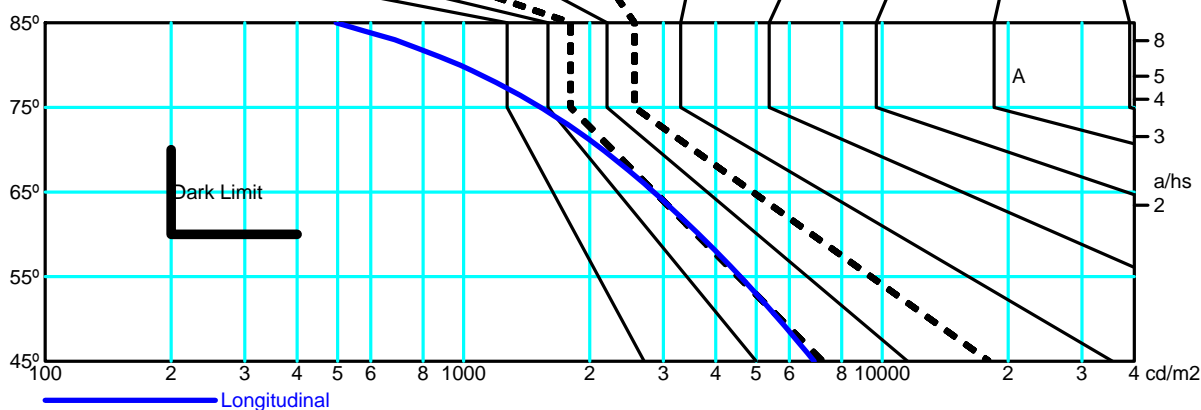
Efficiency 47.43%

Coordinate system CG

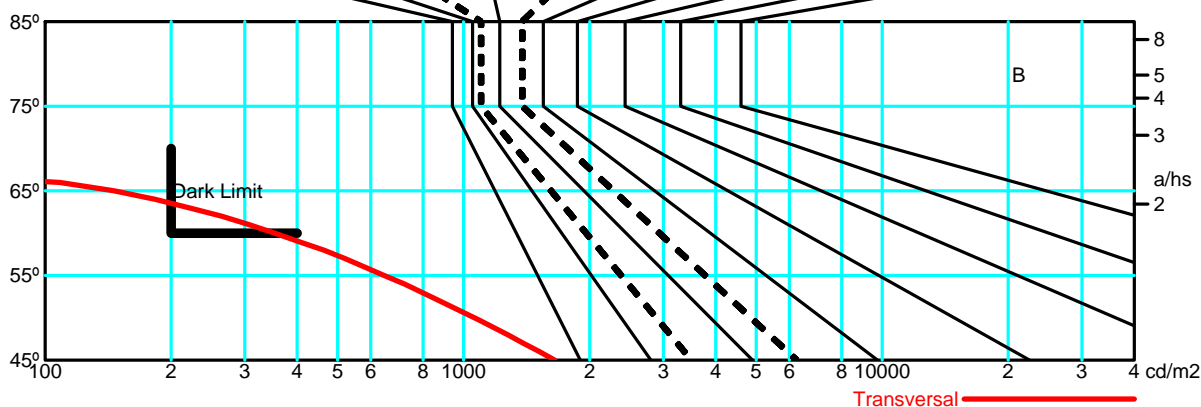
Total Flux 1510.00 lm

		Average Luminance [cd/m <sup>2</sup> ]										
		0.0°	45°	50°	55°	60°	65°	70°	75°	80°	85°	
90.0°		1650	1064	645	354	146	40	28	20	13	---	
		6876	5647	4579	3648	2846	2150	1529	981	496	---	

Flush mounted or longitudinal view												
		Illumination(lx)										
A	A	2000	1000	750	500	<300						1.15
B	1		2000	1500	1000	750	500	<300				1.5
C					2000		1000	500	<300			1.85
D	2						2000	1000	500	<300		2.2
E	3							2000	1000	500	<300	2.55

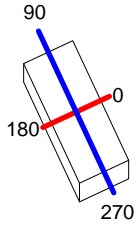


Flush mounted or transversal view												
		Illumination(lx)										
A	A	2000	1000	750	500	<300						1.15
B	1		2000	1500	1000	750	500	<300				1.5
C					2000		1000	500	<300			1.85
D	2						2000	1000	500	<300		2.2
E	3							2000	1000	500	<300	2.55



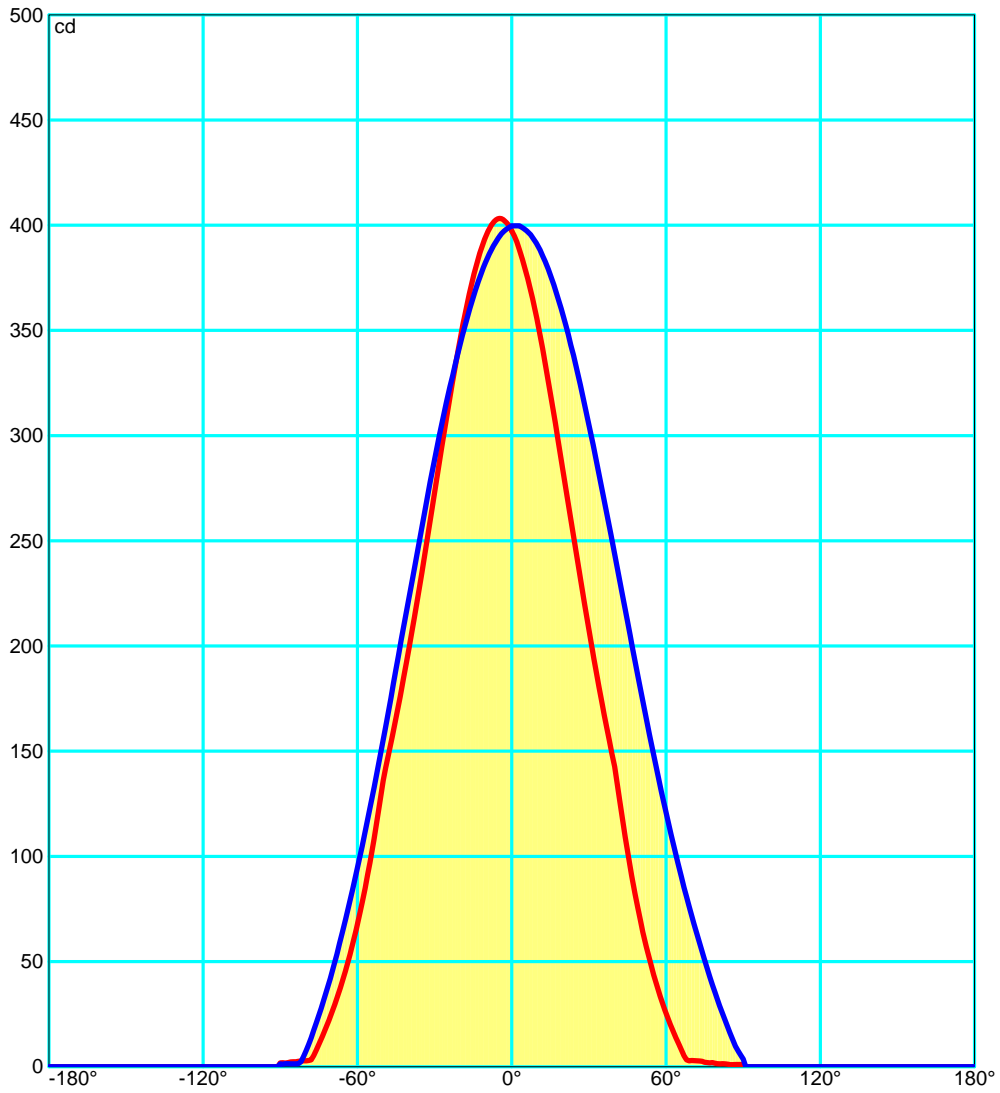
<b>Luminaire</b>		<b>Measur.</b>		<b>Lamp</b>	
Code	10-4925	Code	10-4925	Code	LED
Name	LED Table Lamp	Name	LED Table Lamp	Number	1
Line	Eulumdat	Date	06-02-2015	Position	
Efficiency	47.43%	Coordinate system	CG	Total Flux	1510.00 lm

175mm x 72mm



C Halfplanes

180.0		0.0
270.0		90.0





<b>Luminaire</b>		<b>Measur.</b>		<b>Lamp</b>	
Code	10-4925	Code	10-4925	Code	LED
Name	LED Table Lamp	Name	LED Table Lamp	Number	1
Line	Eulumdat	Date	06-02-2015	Position	
Efficiency	47.43%	Coordinate system	CG	Total Flux	1510.00 lm

**UGR**  
S = 0.250

Reflectancies										
Ceiling/Cavity	0.7	0.7	0.5	0.5	0.3	0.7	0.7	0.5	0.5	0.3
Walls	0.5	0.3	0.5	0.3	0.3	0.5	0.3	0.5	0.3	0.3
WorkingPlane	0.2	0.2	0.2	0.2	0.2	0.2	0.2	0.2	0.2	0.2
RoomDimensions	ViewedCrosswise					ViewedEndwise				
x=2H y=2H	13.9	15.0	14.2	15.2	17.3	15.7	16.9	16.0	17.1	17.3
x=2H y=3H	14.1	15.1	14.4	15.3	17.9	16.3	17.3	16.7	17.6	17.9
x=2H y=4H	14.0	15.0	14.4	15.3	17.9	16.4	17.4	16.7	17.7	17.9
x=2H y=6H	14.0	14.9	14.3	15.1	17.9	16.4	17.3	16.8	17.6	17.9
x=2H y=8H	13.9	14.8	14.3	15.1	17.8	16.4	17.2	16.8	17.5	17.8
x=2H y=12H	13.9	14.7	14.3	15.0	17.8	16.4	17.1	16.7	17.5	17.8
x=4H y=2H	14.4	15.3	14.7	15.6	17.3	15.8	16.7	16.1	17.0	17.3
x=4H y=3H	14.7	15.4	15.0	15.8	17.9	16.5	17.2	16.8	17.6	17.9
x=4H y=4H	14.7	15.3	15.0	15.7	18.0	16.6	17.3	17.0	17.6	18.0
x=4H y=6H	14.6	15.2	15.0	15.6	18.0	16.6	17.2	17.0	17.6	18.0
x=4H y=8H	14.6	15.1	15.0	15.5	17.9	16.6	17.1	17.0	17.5	17.9
x=4H y=12H	14.5	15.0	15.0	15.4	17.9	16.5	17.0	17.0	17.4	17.9
x=8H y=4H	14.7	15.2	15.1	15.6	17.9	16.5	17.1	16.9	17.5	17.9
x=8H y=6H	14.6	15.1	15.1	15.5	17.8	16.5	17.0	17.0	17.4	17.8
x=8H y=8H	14.6	15.0	15.1	15.4	17.8	16.5	16.9	17.0	17.3	17.8
x=8H y=12H	14.6	14.9	15.1	15.4	17.7	16.4	16.8	17.0	17.2	17.7
x=12H y=4H	14.7	15.2	15.1	15.6	17.8	16.5	17.0	16.9	17.4	17.8
x=12H y=6H	14.6	15.0	15.1	15.5	17.8	16.5	16.9	17.0	17.3	17.8
x=12H y=8H	14.6	14.9	15.1	15.4	17.7	16.4	16.8	17.0	17.2	17.7

<b>Luminaire</b>		<b>Measur.</b>		<b>Lamp</b>	
Code	10-4925	Code	10-4925	Code	LED
Name	LED Table Lamp	Name	LED Table Lamp	Number	1
Line	Eulumdat	Date	06-02-2015	Position	
Efficiency	47.43%	Coordinate system	CG	Total Flux	1510.00 lm

Total Flux=1510.00 Luminaire Flux=716.17

RI	0.60	0.80	1.00	1.25	1.50	2.00	2.50	3.00	4.00	5.00	10.00	20.00
DRR	0.41	0.50	0.57	0.64	0.69	0.77	0.82	0.85	0.89	0.91	0.95	0.98
RC	3	3	3	3	3	3	3	2	2	2	2	2

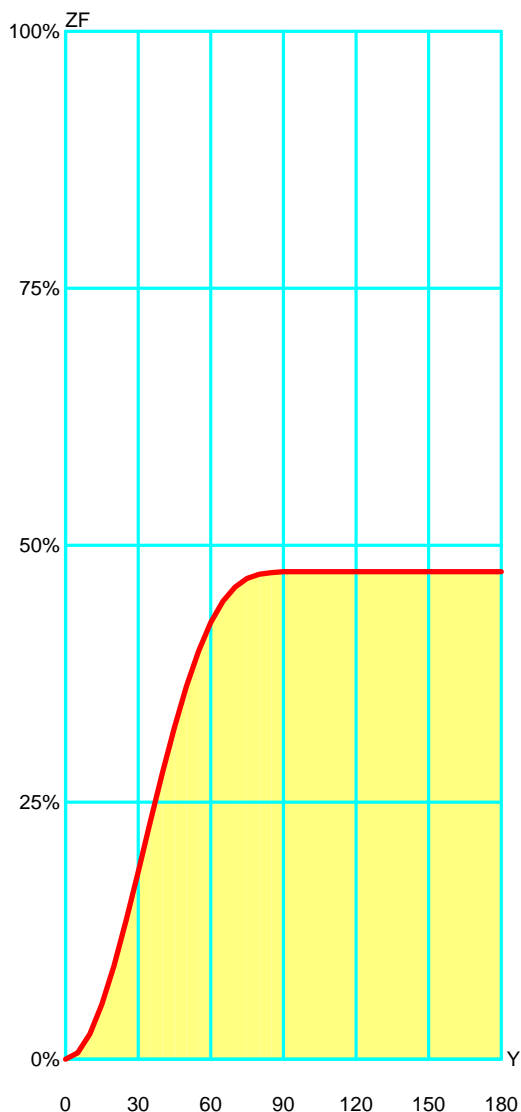
Zonal Flux per 1000 Lumen

Y°	10	20	30	40	50	60	70	80	90	100	110	120	130	140	150	160	170	180
ZF(Y)	25	91	182	279	363	425	459	472	474	474	474	474	474	474	474	474	474	474

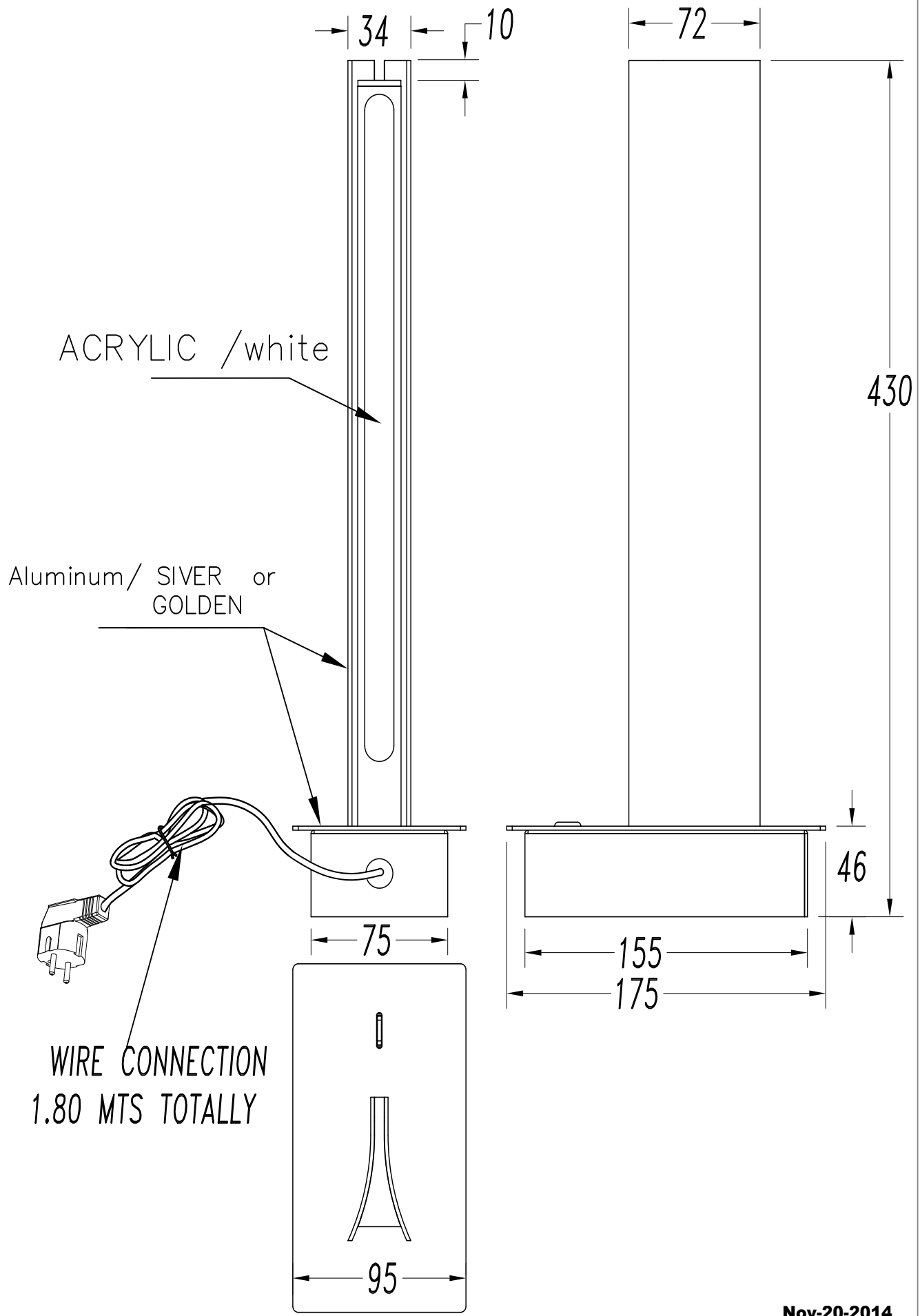
CIE Flux Codes

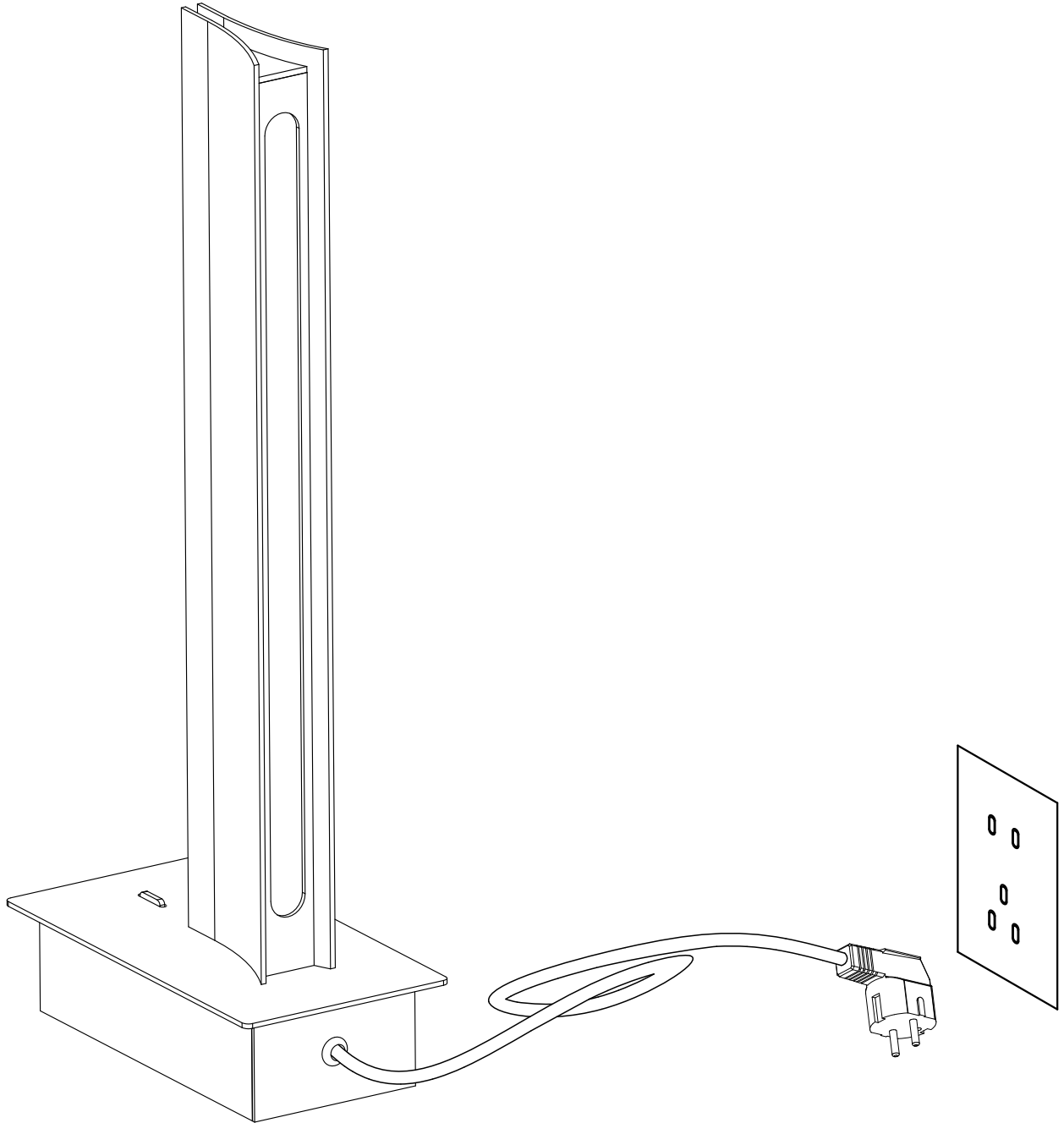
61 90 99 100 47

C.I.E.	3/3/3/3/3/3/2/2/2/2	LOR	47.42872 %
D DIN 5040	A50	ULOR	0.00000 %
F UTE	0.47 C	DLOR	47.42872 %
B NBN	BZ 3	UFF	0.00000 %
RN	0.00000 %	DFF	100.00000 %
BLF	1.0	FFR	0.00000 %



Zonal Flux				
Gamma °	Flux	Sum lm	Flux [%]	Sum [%]
0°	0.00	0.00	0.00%	0.00 %
5°	6.25	6.25	1.32 %	1.32 %
10°	18.29	24.54	3.86 %	5.17 %
15°	28.97	53.51	6.11 %	11.28 %
20°	37.61	91.11	7.93 %	19.21 %
25°	43.80	134.92	9.24 %	28.45 %
30°	47.43	182.34	10.00 %	38.45 %
35°	48.61	230.96	10.25 %	48.70 %
40°	47.63	278.59	10.04 %	58.74 %
45°	44.72	323.32	9.43 %	68.17 %
50°	39.94	363.26	8.42 %	76.59 %
55°	34.12	397.38	7.19 %	83.78 %
60°	27.50	424.88	5.80 %	89.58 %
65°	20.56	445.44	4.33 %	93.92 %
70°	13.96	459.40	2.94 %	96.86 %
75°	8.35	467.76	1.76 %	98.62 %
80°	4.01	471.76	0.84 %	99.47 %
85°	1.64	473.40	0.35 %	99.81 %
90°	0.89	474.29	0.19 %	100.00 %
95°	0.00	474.29	0.00 %	100.00 %
100°	0.00	474.29	0.00 %	100.00 %
105°	0.00	474.29	0.00 %	100.00 %
110°	0.00	474.29	0.00 %	100.00 %
115°	0.00	474.29	0.00 %	100.00 %
120°	0.00	474.29	0.00 %	100.00 %
125°	0.00	474.29	0.00 %	100.00 %
130°	0.00	474.29	0.00 %	100.00 %
135°	0.00	474.29	0.00 %	100.00 %
140°	0.00	474.29	0.00 %	100.00 %
145°	0.00	474.29	0.00 %	100.00 %
150°	0.00	474.29	0.00 %	100.00 %
155°	0.00	474.29	0.00 %	100.00 %
160°	0.00	474.29	0.00 %	100.00 %
165°	0.00	474.29	0.00 %	100.00 %
170°	0.00	474.29	0.00 %	100.00 %
175°	0.00	474.29	0.00 %	100.00 %
180°	0.00	474.29	0.00 %	100.00 %





LED 14W  
