

GAMMA Wall fixture

Designer: Josep Patsí

05-6421-Z5-Z5U v0

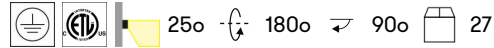


Finish

Urban grey
NA

Material

Aluminium



TECHNICAL CHARACTERISTICS

Light source

Light source: LED CREE
Output (W): 2.2W
Total power consumption (W): 3.6
Color temperature: LED warm-white
2700K
CRI: 80
Photobiological risk: RG2
Real Lumen: 137
Qty Leds: 1
Lm/Real W: 38
Life Time: 50.000h L80B20
Bin / Grup: 8A3 o 8D2
MacAdam steps: 3
UGR: 13.9

GEAR

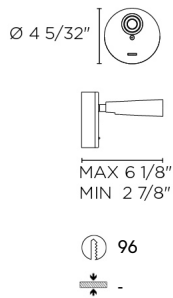
Brand: HEP
Gear included: Yes, electronic
Power Factor: 0.60
Flickering: 12%

Luminaire

Recessed: No
Warranty: 5 Years

Logistics

Energy Efficiency: NA
EAN Code: 8435526864843
Net Weight (Lb): 0.95
Weight in Kg (packaged): 0.700
Packing: 180 x 150 x 120
Masterbox: 27



The photograph may not match the reference exactly. Please read the product description to identify the finish.

LEDS C4

Luminaire

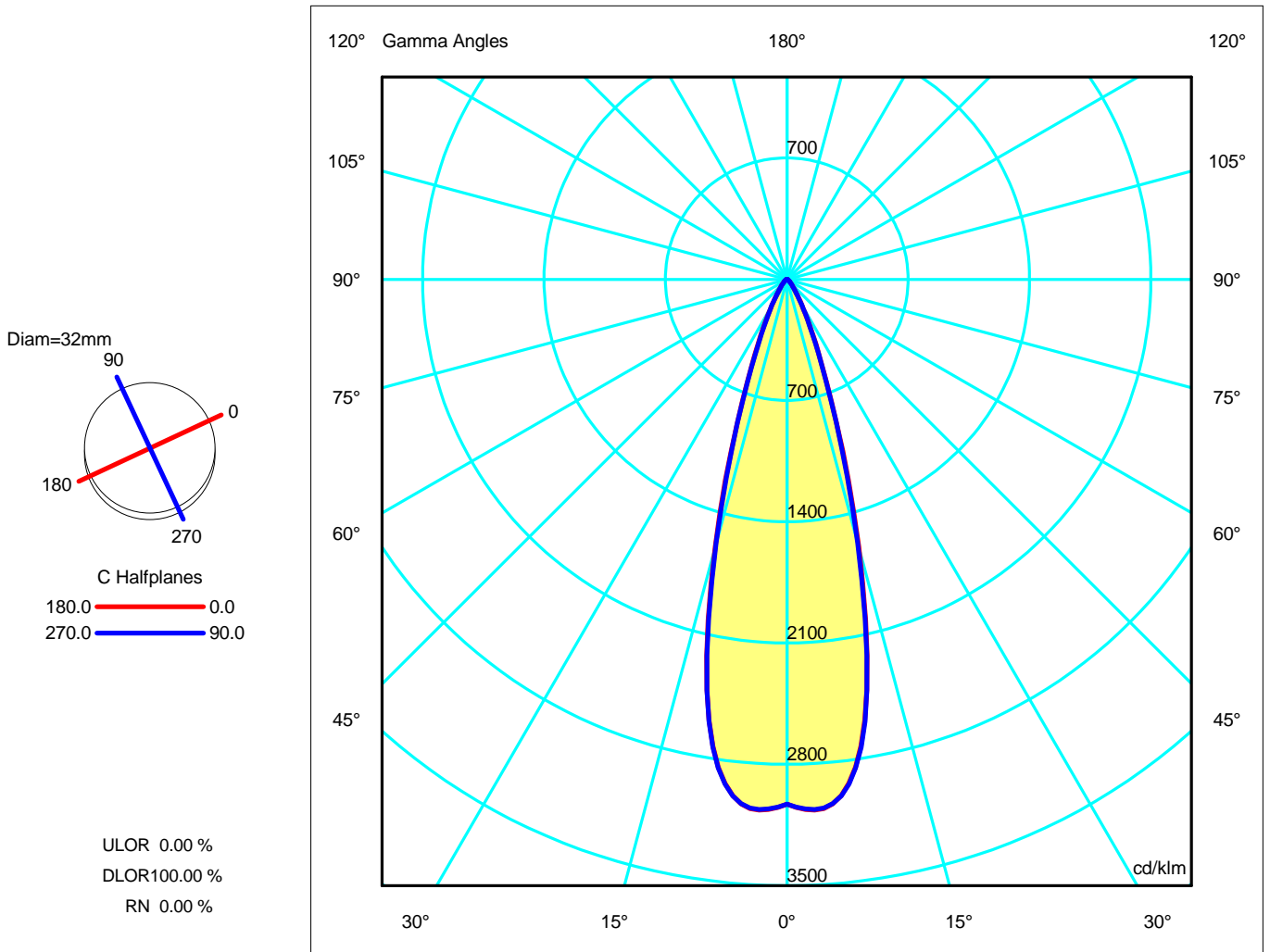
Code 05-6421-Z5-Z5U
Name MIX APLIC LED

Measurerm.

Code 05-6421-Z5-Z5
Name MIX APLIC LED

Luminaire Flux	136.62 lm	Luminaire Power	3.15 W	Efficacy	43.37 lm/W	Efficiency	100.00%
Lamps Flux	136.62 lm	Maximum value	3041.04 cd/klm	Position	C=15.00 G=5.00	CG	Double Symmetrical
Round Luminaire Round Luminous Area		Diam. Diam.	32 mm 20 mm	Height Height	155 mm 0 mm		
Horizontal Luminous Area Emitting area on Plane 0° Emitting area on Plane 90°		0.000314 m2 0.000000 m2 0.000000 m2		Emitting area on Plane 180° Emitting area on Plane 270° Glare area at 76°		0.000000 m2 0.000000 m2 0.000076 m2	
Coordinate system Date Measurement Distance		CG 24-10-2017 0.00		Symmetry Type Maximum Gamma Angle Measurement Flux		Double Symmetrical 90 136.62 lm	
Operator Temperature Humidity Notes		LEDS 25.00 °C 60.00 %		Source Voltage [V] Source current [A] Photocell			

Line	Code	Luminaire Lamps Name	Flux [lm]	Pow. [W]	Q.ty
	05-6421-Z5-Z5U	05-6421-Z5-Z5U	136.62	3.15	1
C.I.E. F UTE	96 99 100 100 100 1.00 A	D DIN 5040 B NBN	A60 BZ 1		



Luminaire

Code 05-6421-Z5-Z5U
Name MIX APLIC LED

Measur.

Code 05-6421-Z5-Z5
Name MIX APLIC LED

Luminaire Flux	136.62 lm	Luminaire Power	3.15 W	Efficacy	43.37 lm/W	Efficiency	100.00%
Lamps Flux	136.62 lm	Maximum value	3041.04 cd/klm	Position	C=15.00 G=5.00	CG	Double Symmetrical

Luminous Intensity Table cd/klm Table 1/1

	C 0.00	C 15.00	C 30.00	C 45.00	C 60.00	C 75.00	C 90.00
G 0.0	3029.83	3029.83	3029.83	3029.83	3029.83	3029.83	3029.83
G 5.0	3039.44	3041.04	3038.41	3037.25	3040.60	3039.69	3037.17
G 10.0	2585.19	2585.29	2576.14	2581.83	2582.19	2592.18	2591.25
G 15.0	1599.13	1588.32	1571.66	1598.48	1566.86	1590.14	1574.40
G 20.0	753.41	764.91	751.18	769.32	754.49	767.94	743.44
G 25.0	358.14	354.49	348.97	352.93	348.57	351.56	345.50
G 30.0	172.95	172.18	169.84	173.19	169.93	172.60	171.56
G 35.0	87.71	88.11	86.10	86.47	84.75	84.60	83.40
G 40.0	51.04	50.98	50.20	50.12	49.61	49.59	48.96
G 45.0	31.39	31.65	31.44	31.37	30.94	31.05	30.53
G 50.0	19.29	19.34	19.12	19.15	18.87	18.97	18.88
G 55.0	11.80	11.84	11.67	11.67	11.47	11.52	11.58
G 60.0	7.23	7.21	7.12	7.14	7.07	7.21	7.18
G 65.0	4.48	4.46	4.40	4.41	4.43	4.54	4.52
G 70.0	2.64	2.62	2.62	2.62	2.64	2.72	2.72
G 75.0	1.08	1.09	1.08	1.07	1.06	1.11	1.10
G 80.0	0.57	0.57	0.56	0.55	0.55	0.57	0.57
G 85.0	0.31	0.30	0.29	0.29	0.29	0.30	0.29
G 90.0	0.01	0.01	0.01	0.01	0.01	0.01	0.01

LEDS C4[®]

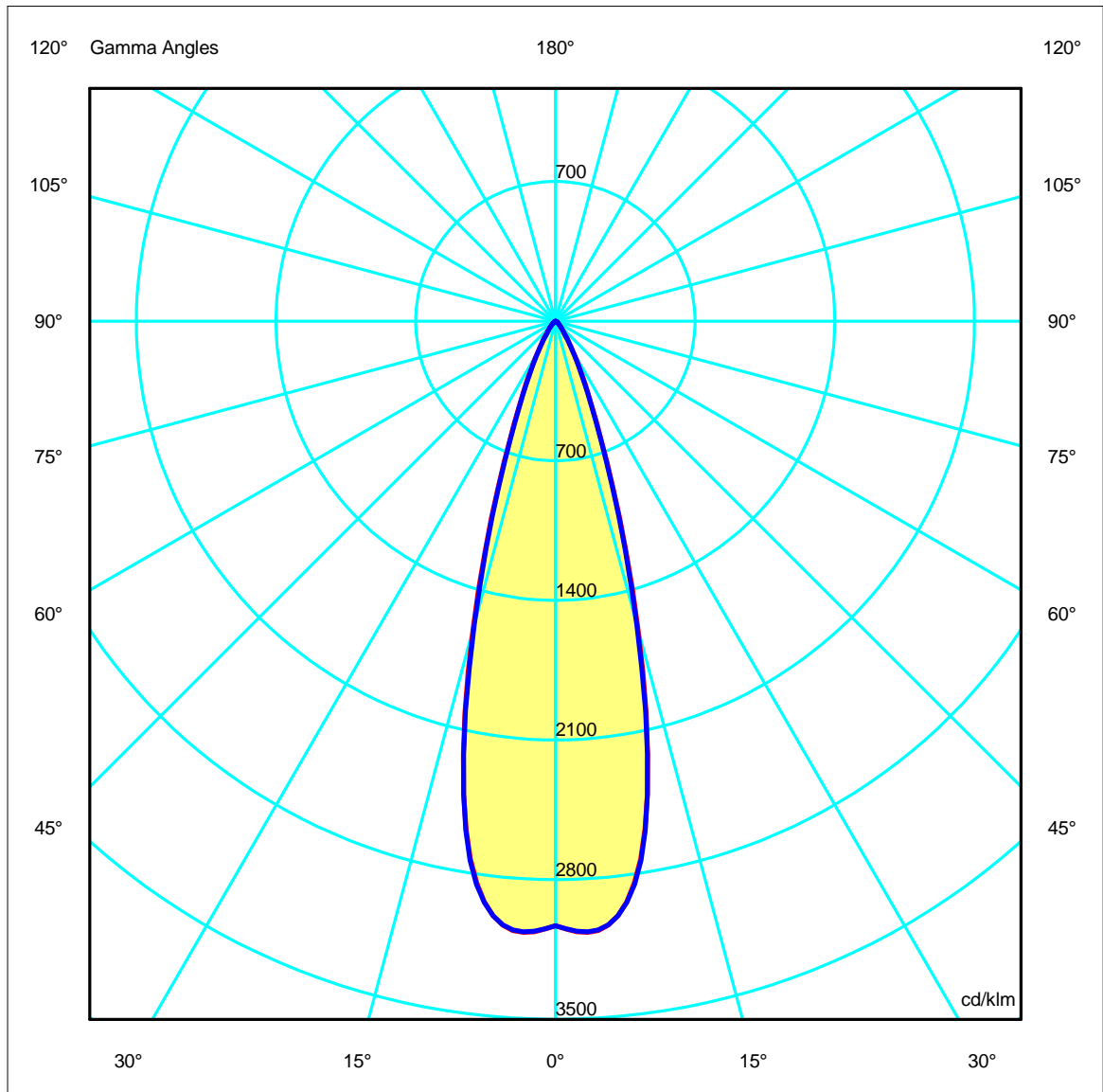
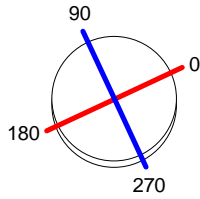
Luminaire
 Code 05-6421-Z5-Z5U
 Name MIX APLIC LED
Measur.
 Code 05-6421-Z5-Z5
 Name MIX APLIC LED

Luminaire Flux	136.62 lm	Luminaire Power	3.15 W	Efficacy	43.37 lm/W	Efficiency	100.00%
Lamps Flux	136.62 lm	Maximum value	3041.04 cd/klm	Position	C=15.00 G=5.00	CG	Double Symmetrical

Diam=32mm

C Halfplanes

180.0 ——— 0.0
 270.0 ——— 90.0



LEDS C4[®]

Luminaire

Code 05-6421-Z5-Z5U
Name MIX APLIC LED

Measurerm.

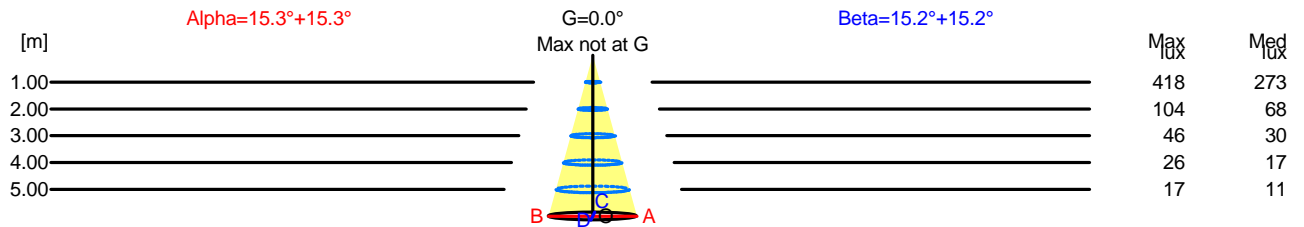
Code 05-6421-Z5-Z5
Name MIX APLIC LED

Luminaire Flux	136.62 lm	Luminaire Power	3.15 W	Efficacy	43.37 lm/W	Efficiency	100.00%
Lamps Flux	136.62 lm	Maximum value	3041.04 cd/klm	Position	C=15.00 G=5.00	CG	Double Symmetrical

Width at 50.00 % of Max Intensity

H[m]	1.00	2.00	3.00	4.00	5.00	H[m]	1.00	2.00	3.00	4.00	5.00
OA	0.27	0.55	0.82	1.10	1.37	OC	0.27	0.54	0.82	1.09	1.36
OB	0.27	0.55	0.82	1.10	1.37	OD	0.27	0.54	0.82	1.09	1.36

	Luminous Intensities [cd/klm]									
	0	5	15	25	35	45	55	65	75	85
OA	413.93	415.25	218.47	48.93	11.98	4.29	1.61	0.61	0.15	0.04
OB	413.93	415.25	218.47	48.93	11.98	4.29	1.61	0.61	0.15	0.04
OC	413.93	414.94	215.09	47.20	11.39	4.17	1.58	0.62	0.15	0.04
OD	413.93	414.94	215.09	47.20	11.39	4.17	1.58	0.62	0.15	0.04



H[m]	D[m]	Max lux	Med lux	Alpha=15.3°+15.3°	G=0.0 Max not at G
1.00	0.55	418	273		
2.00	1.10	104	68		
3.00	1.64	46	30		
4.00	2.19	26	17		
5.00	2.74	17	11		

H[m]	D[m]	Max lux	Med lux	Beta=15.2°+15.2°	G=0.0 Max not at G
1.00	0.54	418	273		
2.00	1.09	104	68		
3.00	1.63	46	30		
4.00	2.17	26	17		
5.00	2.72	17	11		

Luminaire

Code 05-6421-Z5-Z5U

Name MIX APLIC LED

Measurement

Code 05-6421-Z5-Z5

Name MIX APLIC LED

Luminaire Flux	136.62 lm	Luminaire Power	3.15 W	Efficacy	43.37 lm/W	Efficiency	100.00%
Lamps Flux	136.62 lm	Maximum value	3041.04 cd/klm	Position	C=15.00 G=5.00	CG	Double Symmetrical

UGR
S = 0.250

Reflectancies										
Ceiling/Cavity	0.7	0.7	0.5	0.5	0.3	0.7	0.7	0.5	0.5	0.3
Walls	0.5	0.3	0.5	0.3	0.3	0.5	0.3	0.5	0.3	0.3
WorkingPlane	0.2	0.2	0.2	0.2	0.2	0.2	0.2	0.2	0.2	0.2
RoomDimensions	Viewed Crosswise					Viewed Endwise				
x=2H y=2H	14.1	14.7	14.3	14.9	15.1	14.0	14.6	14.2	14.8	15.0
x=2H y=3H	14.1	14.7	14.4	15.0	15.2	14.0	14.7	14.3	14.9	15.1
x=2H y=4H	14.1	14.7	14.4	14.9	15.2	14.0	14.6	14.3	14.8	15.1
x=2H y=6H	14.0	14.6	14.4	14.8	15.1	14.0	14.5	14.3	14.8	15.1
x=2H y=8H	14.0	14.5	14.4	14.8	15.1	13.9	14.5	14.3	14.7	15.0
x=2H y=12H	14.0	14.5	14.3	14.8	15.1	13.9	14.4	14.3	14.7	15.0
x=4H y=2H	14.0	14.6	14.3	14.9	15.1	13.9	14.5	14.2	14.8	15.0
x=4H y=3H	14.1	14.6	14.5	14.9	15.2	14.1	14.6	14.4	14.9	15.2
x=4H y=4H	14.1	14.5	14.5	14.9	15.2	14.1	14.5	14.4	14.8	15.2
x=4H y=6H	14.1	14.4	14.5	14.8	15.2	14.0	14.4	14.4	14.7	15.1
x=4H y=8H	14.1	14.4	14.5	14.7	15.1	14.0	14.3	14.4	14.7	15.1
x=4H y=12H	14.0	14.3	14.5	14.7	15.1	14.0	14.2	14.4	14.6	15.1
x=8H y=4H	14.1	14.4	14.5	14.7	15.1	14.0	14.3	14.4	14.7	15.1
x=8H y=6H	14.0	14.2	14.5	14.7	15.1	14.0	14.2	14.4	14.6	15.1
x=8H y=8H	14.0	14.2	14.5	14.6	15.1	13.9	14.1	14.4	14.6	15.0
x=8H y=12H	14.0	14.1	14.5	14.6	15.1	13.9	14.1	14.4	14.5	15.0
x=12H y=4H	14.0	14.3	14.4	14.7	15.1	14.0	14.2	14.4	14.6	15.0
x=12H y=6H	14.0	14.2	14.4	14.6	15.1	13.9	14.1	14.4	14.5	15.0
x=12H y=8H	14.0	14.1	14.4	14.6	15.1	13.9	14.0	14.4	14.5	15.0

LEDS C4[®]

Luminaire

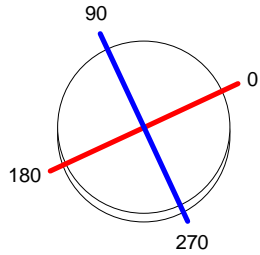
Code 05-6421-Z5-Z5U
Name MIX APLIC LED

Measur.

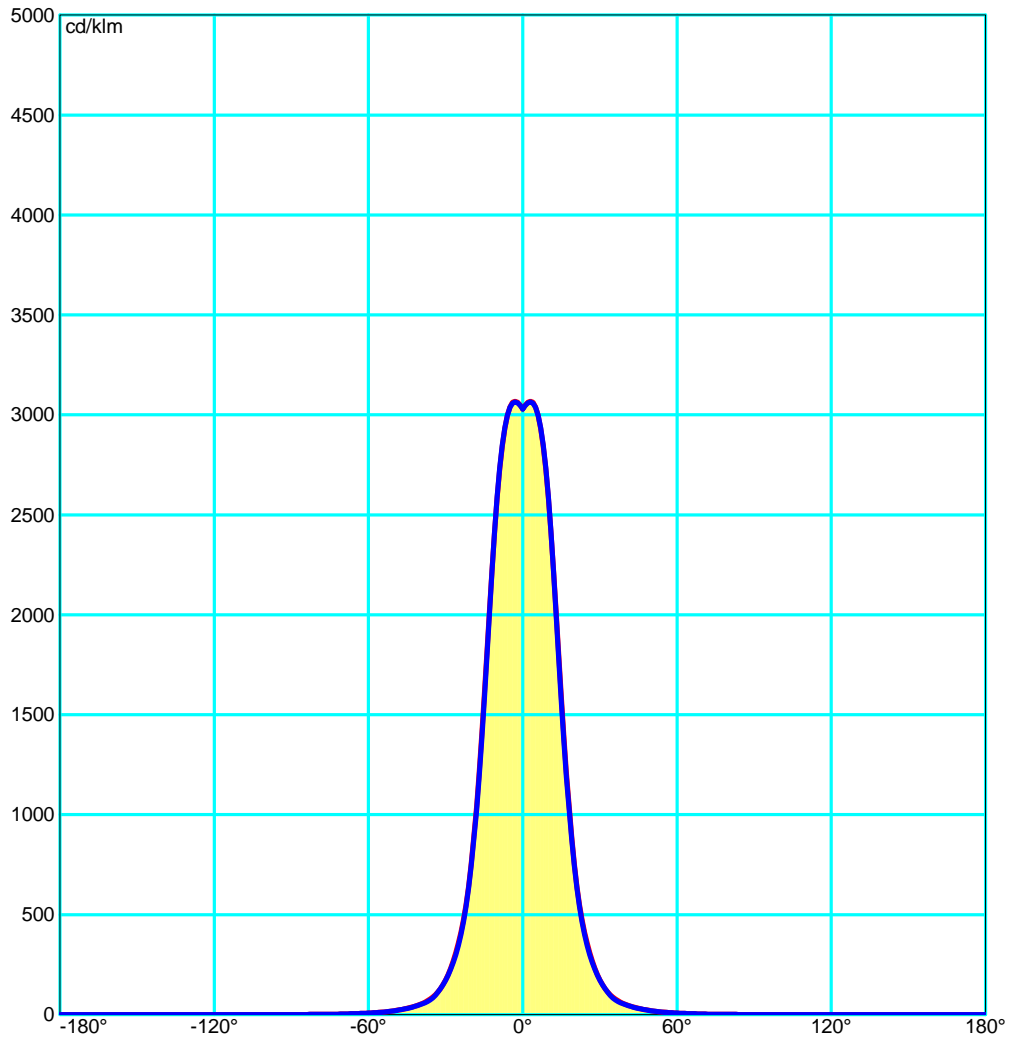
Code 05-6421-Z5-Z5
Name MIX APLIC LED

Luminaire Flux	136.62 lm	Luminaire Power	3.15 W	Efficacy	43.37 lm/W	Efficiency	100.00%
Lamps Flux	136.62 lm	Maximum value	3041.04 cd/klm	Position	C=15.00 G=5.00	CG	Double Symmetrical

Diam=32mm



C Halfplanes

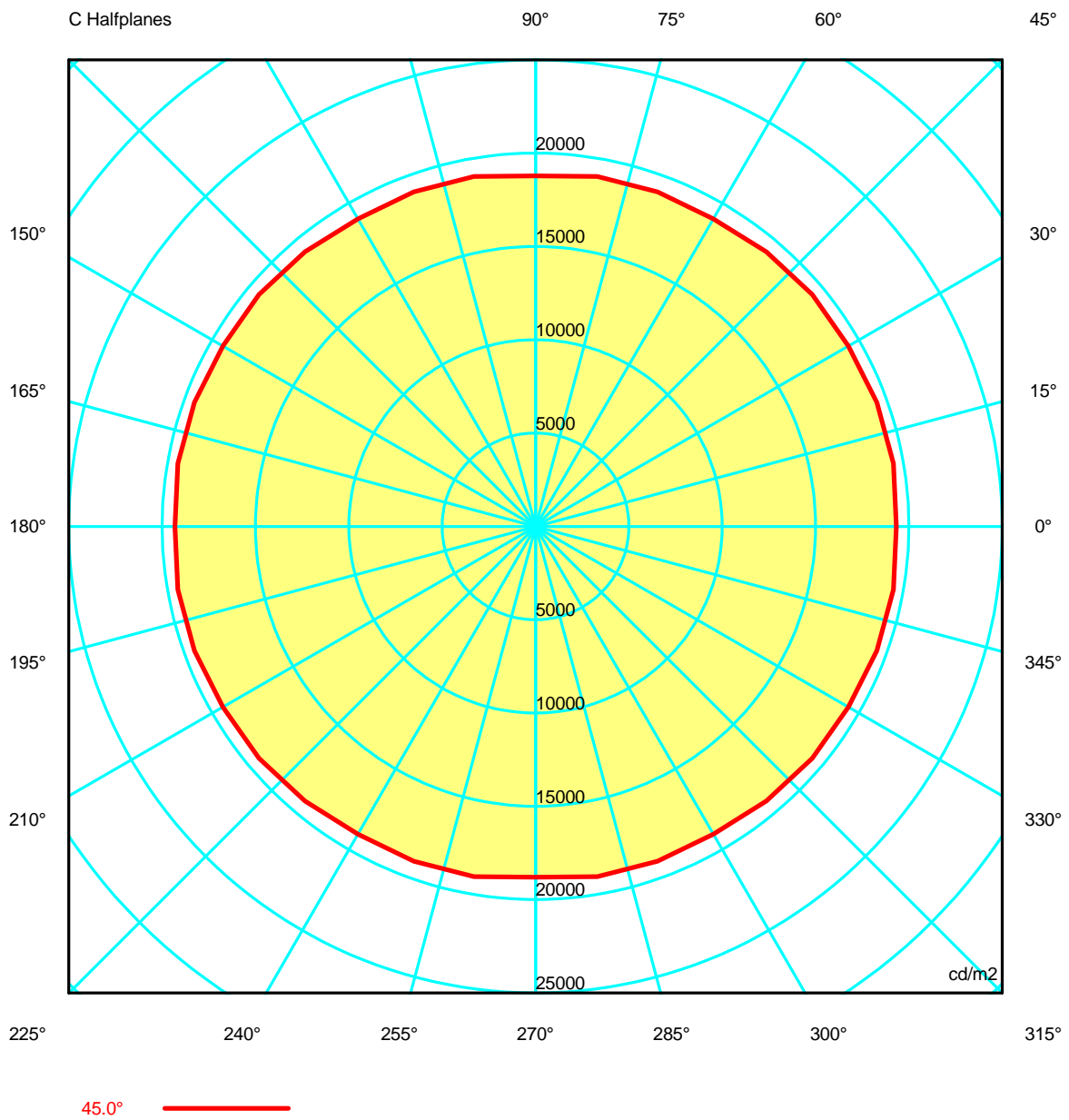


LEDS C4[®]

Luminaire
 Code 05-6421-Z5-Z5U
 Name MIX APLIC LED
Measur.
 Code 05-6421-Z5-Z5
 Name MIX APLIC LED

Luminaire Flux	136.62 lm	Luminaire Power	3.15 W	Efficacy	43.37 lm/W	Efficiency	100.00%
Lamps Flux	136.62 lm	Maximum value	3041.04 cd/klm	Position	C=15.00 G=5.00	CG	Double Symmetrical

Luminance



Luminaire

Code 05-6421-Z5-Z5U

Name MIX APLIC LED

Measuram.

Code 05-6421-Z5-Z5

Name MIX APLIC LED

Luminaire Flux	136.62 lm	Luminaire Power	3.15 W	Efficacy	43.37 lm/W	Efficiency	100.00%
Lamps Flux	136.62 lm	Maximum value	3041.04 cd/klm	Position	C=15.00 G=5.00	CG	Double Symmetrical

Luminance cd/m2 Table 1/3

	C 0.00	C 10.00	C 20.00	C 30.00	C 40.00	C 50.00	C 60.00	C 70.00	C 80.00	C 90.00	C 100.00	C 110.00	C 120.00
G 0.0	1318263.42	1318263.42	1318263.42	1318263.42	1318263.42	1318263.42	1318263.42	1318263.42	1318263.42	1318263.42	1318263.42	1318263.42	1318263.42
G 5.0	1327500.17	1328148.04	1327957.58	1327046.45	1326444.58	1326985.28	1328005.46	1327928.20	1327247.51	1326508.82	1327247.51	1327928.20	1328005.46
G 10.0	1142155.23	1142791.08	1140727.74	1138159.13	1139726.00	1140724.83	1140830.52	1143832.43	1145730.95	1144832.50	1145730.95	1143832.43	1140830.52
G 15.0	720318.94	718098.98	711475.66	707946.81	717718.03	716294.73	705782.02	712199.38	716533.13	709180.32	716533.13	712199.38	705782.02
G 20.0	348842.00	354086.84	351785.58	347812.54	354085.38	354611.28	349345.43	353788.26	354024.90	344225.86	354024.90	353788.26	349345.43
G 25.0	171931.67	171014.01	169022.49	167533.93	168970.53	168917.35	167337.74	168345.61	168368.31	165865.64	168368.31	168345.61	167337.74
G 30.0	86888.71	86633.10	85941.69	85330.27	86635.90	86620.34	85375.05	86173.55	86833.76	86194.10	86833.76	86173.55	85375.05
G 35.0	46588.69	46901.47	46450.08	45732.80	45888.60	45697.97	45015.21	44961.26	44810.83	44299.99	44810.83	44961.26	45015.21
G 40.0	28987.34	28966.43	28811.97	28512.72	28480.49	28379.11	28177.19	28171.02	28092.91	27808.53	28092.91	28171.02	28177.19
G 45.0	19316.26	19455.24	19443.44	19343.96	19333.22	19210.38	19038.40	19089.73	19048.25	18787.89	19048.25	19089.73	19038.40
G 50.0	13054.63	13105.62	13042.99	12942.56	12968.60	12904.39	12769.70	12809.57	12843.89	12777.12	12843.89	12809.57	12769.70
G 55.0	8952.85	8989.47	8936.39	8850.84	8861.17	8809.14	8700.60	8712.40	8760.18	8780.85	8760.18	8712.40	8700.60
G 60.0	6289.69	6281.38	6247.56	6195.74	6212.02	6190.04	6154.50	6236.20	6287.39	6244.54	6287.39	6236.20	6154.50
G 65.0	4611.21	4600.55	4574.72	4534.20	4531.05	4538.59	4565.57	4643.42	4682.05	4653.82	4682.05	4643.42	4565.57
G 70.0	3352.20	3336.06	3328.25	3328.11	3328.28	3331.21	3358.80	3427.40	3466.37	3454.47	3466.37	3427.40	3358.80
G 75.0	1820.93	1831.85	1830.73	1820.11	1810.92	1791.93	1788.16	1837.66	1866.18	1846.18	1866.18	1837.66	1788.16
G 80.0	1439.83	1438.59	1425.91	1395.70	1379.44	1372.23	1381.15	1418.75	1440.67	1432.36	1440.67	1418.75	1381.15
G 85.0	1537.34	1531.31	1499.47	1450.57	1420.57	1417.49	1445.43	1497.05	1508.51	1466.95	1508.51	1497.05	1445.43
G 90.0	0.00	0.00	0.00	0.00	0.00	0.00	0.00	0.00	0.00	0.00	0.00	0.00	0.00

Luminaire

Code 05-6421-Z5-Z5U

Name MIX APLIC LED

Measurerm.

Code 05-6421-Z5-Z5

Name MIX APLIC LED

Luminaire Flux	136.62 lm	Luminaire Power	3.15 W	Efficacy	43.37 lm/W	Efficiency	100.00%
Lamps Flux	136.62 lm	Maximum value	3041.04 cd/klm	Position	C=15.00 G=5.00	CG	Double Symmetrical

Luminance cd/m2 Table 2/3

	C 130.00	C 140.00	C 150.00	C 160.00	C 170.00	C 180.00	C 190.00	C 200.00	C 210.00	C 220.00	C 230.00	C 240.00	C 250.00
G 0.0	1318263.42	1318263.42	1318263.42	1318263.42	1318263.42	1318263.42	1318263.42	1318263.42	1318263.42	1318263.42	1318263.42	1318263.42	1318263.42
G 5.0	1326985.28	1326444.58	1327046.45	1327957.58	1328148.04	1327500.17	1328148.04	1327957.58	1327046.45	1326444.58	1326985.28	1328005.46	1327928.20
G 10.0	1140724.83	1139726.00	1138159.13	1140727.74	1142791.08	1142155.23	1142791.08	1140727.74	1138159.13	1139726.00	1140724.83	1140830.52	1143832.43
G 15.0	716294.73	717718.03	707946.81	711475.66	718098.98	720318.94	718098.98	711475.66	707946.81	717718.03	716294.73	705782.02	712199.38
G 20.0	354611.28	354085.38	347812.54	351785.58	354086.84	348842.00	354086.84	351785.58	347812.54	354085.38	354611.28	349345.43	353788.26
G 25.0	168917.35	168970.53	167533.93	169022.49	171014.01	171931.67	171014.01	169022.49	167533.93	168970.53	168917.35	167337.74	168345.61
G 30.0	86620.34	86635.90	85330.27	85941.69	86633.10	86888.71	86633.10	85941.69	85330.27	86635.90	86620.34	85375.05	86173.55
G 35.0	45697.97	45888.60	45732.80	46450.08	46901.47	46588.69	46901.47	46450.08	45732.80	45888.60	45697.97	45015.21	44961.26
G 40.0	28379.11	28480.49	28512.72	28811.97	28966.43	28987.34	28966.43	28811.97	28512.72	28480.49	28379.11	28177.19	28171.02
G 45.0	19210.38	19333.22	19343.96	19443.44	19455.24	19316.26	19455.24	19443.44	19343.96	19333.22	19210.38	19038.40	19089.73
G 50.0	12904.39	12968.60	12942.56	13042.99	13105.62	13054.63	13105.62	13042.99	12942.56	12968.60	12904.39	12769.70	12809.57
G 55.0	8809.14	8861.17	8850.84	8936.39	8989.47	8952.85	8989.47	8936.39	8850.84	8861.17	8809.14	8700.60	8712.40
G 60.0	6190.04	6212.02	6195.74	6247.56	6281.38	6289.69	6281.38	6247.56	6195.74	6212.02	6190.04	6154.50	6236.20
G 65.0	4538.59	4531.05	4534.20	4574.72	4600.55	4611.21	4600.55	4574.72	4534.20	4531.05	4538.59	4565.57	4643.42
G 70.0	3331.21	3328.28	3328.11	3328.25	3336.06	3352.20	3336.06	3328.25	3328.11	3328.28	3331.21	3358.80	3427.40
G 75.0	1791.93	1810.92	1820.11	1830.73	1831.85	1820.93	1831.85	1830.73	1820.11	1810.92	1791.93	1788.16	1837.66
G 80.0	1372.23	1379.44	1395.70	1425.91	1438.59	1439.83	1438.59	1425.91	1395.70	1379.44	1372.23	1381.15	1418.75
G 85.0	1417.49	1420.57	1450.57	1499.47	1531.31	1537.34	1531.31	1499.47	1450.57	1420.57	1417.49	1445.43	1497.05
G 90.0	0.00	0.00	0.00	0.00	0.00	0.00	0.00	0.00	0.00	0.00	0.00	0.00	0.00

Luminaire

Code 05-6421-Z5-Z5U

Name MIX APLIC LED

Measur.

Code 05-6421-Z5-Z5

Name MIX APLIC LED

Luminaire Flux	136.62 lm	Luminaire Power	3.15 W	Efficacy	43.37 lm/W	Efficiency	100.00%
Lamps Flux	136.62 lm	Maximum value	3041.04 cd/klm	Position	C=15.00 G=5.00	CG	Double Symmetrical

Luminance cd/m2 Table 3/3

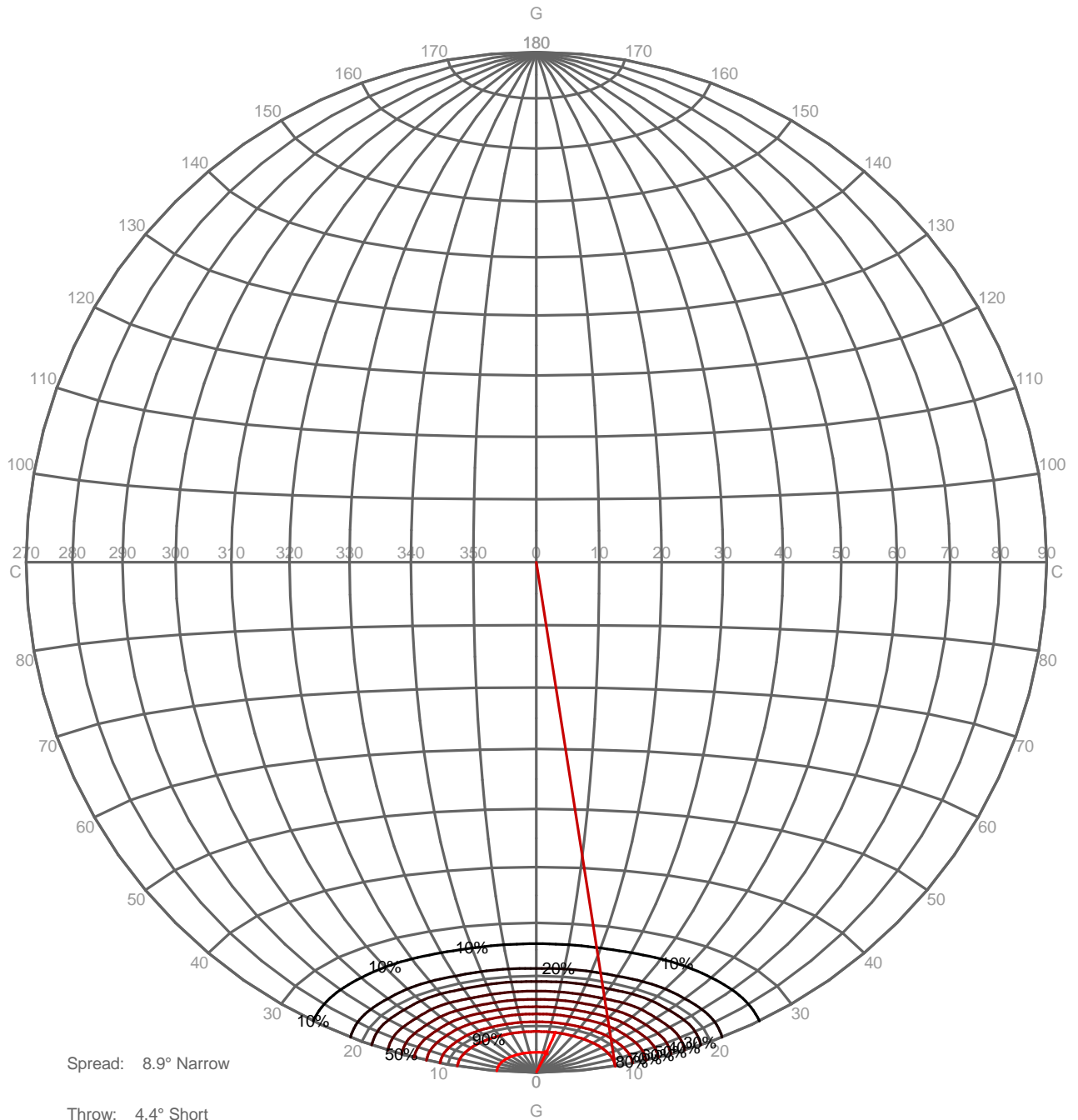
	C 260.00	C 270.00	C 280.00	C 290.00	C 300.00	C 310.00	C 320.00	C 330.00	C 340.00	C 350.00
G 0.0	1318263.42	1318263.42	1318263.42	1318263.42	1318263.42	1318263.42	1318263.42	1318263.42	1318263.42	1318263.42
G 5.0	1327247.51	1326508.82	1327247.51	1327928.20	1328005.46	1326985.28	1326444.58	1327046.45	1327957.58	1328148.04
G 10.0	1145730.95	1144832.50	1145730.95	1143832.43	1140830.52	1140724.83	1139726.00	1138159.13	1140727.74	1142791.08
G 15.0	716533.13	709180.32	716533.13	712199.38	705782.02	716294.73	717718.03	707946.81	711475.66	718098.98
G 20.0	354024.90	344225.86	354024.90	353788.26	349345.43	354611.28	354085.38	347812.54	351785.58	354086.84
G 25.0	168368.31	165865.64	168368.31	168345.61	167337.74	168917.35	168970.53	167533.93	169022.49	171014.01
G 30.0	86833.76	86194.10	86833.76	86173.55	85375.05	86620.34	86635.90	85330.27	85941.69	86633.10
G 35.0	44810.83	44299.99	44810.83	44961.26	45015.21	45697.97	45888.60	45732.80	46450.08	46901.47
G 40.0	28092.91	27808.53	28092.91	28171.02	28177.19	28379.11	28480.49	28512.72	28811.97	28966.43
G 45.0	19048.25	18787.89	19048.25	19089.73	19038.40	19210.38	19333.22	19343.96	19443.44	19455.24
G 50.0	12843.89	12777.12	12843.89	12809.57	12769.70	12904.39	12968.60	12942.56	13042.99	13105.62
G 55.0	8760.18	8780.85	8760.18	8712.40	8700.60	8809.14	8861.17	8850.84	8936.39	8989.47
G 60.0	6287.39	6244.54	6287.39	6236.20	6154.50	6190.04	6212.02	6195.74	6247.56	6281.38
G 65.0	4682.05	4653.82	4682.05	4643.42	4565.57	4538.59	4531.05	4534.20	4574.72	4600.55
G 70.0	3466.37	3454.47	3466.37	3427.40	3358.80	3331.21	3328.28	3328.11	3328.25	3336.06
G 75.0	1866.18	1846.18	1866.18	1837.66	1788.16	1791.93	1810.92	1820.11	1830.73	1831.85
G 80.0	1440.67	1432.36	1440.67	1418.75	1381.15	1372.23	1379.44	1395.70	1425.91	1438.59
G 85.0	1508.51	1466.95	1508.51	1497.05	1445.43	1417.49	1420.57	1450.57	1499.47	1531.31
G 90.0	0.00	0.00	0.00	0.00	0.00	0.00	0.00	0.00	0.00	0.00

Luminaire
 Code 05-6421-Z5-Z5U
 Name MIX APLIC LED
Measur.
 Code 05-6421-Z5-Z5
 Name MIX APLIC LED

Luminaire Flux	136.62 lm	Luminaire Power	3.15 W	Efficacy	43.37 lm/W	Efficiency	100.00%
Lamps Flux	136.62 lm	Maximum value	3041.04 cd/klm	Position	C=15.00 G=5.00	CG	Double Symmetrical

PERCENTAGE ISOCANDLES

Projection: Equal Area SLI 13.2 Tight Tilting Angle:0°



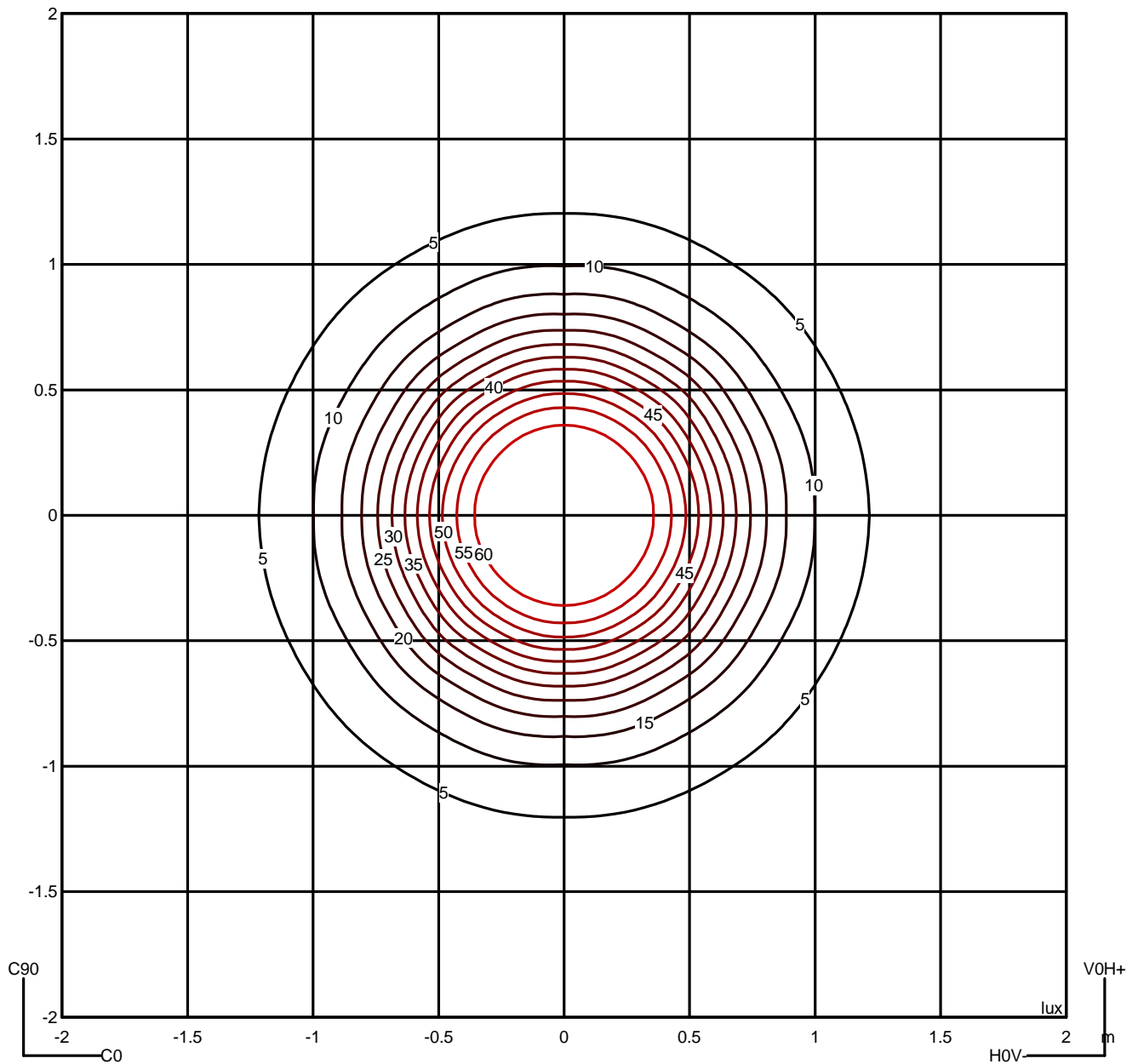
LEDS C4[®]

Luminaire
 Code 05-6421-Z5-Z5U
 Name MIX APLIC LED
Measur.
 Code 05-6421-Z5-Z5
 Name MIX APLIC LED

Luminaire Flux	136.62 lm	Luminaire Power	3.15 W	Efficacy	43.37 lm/W	Efficiency	100.00%
Lamps Flux	136.62 lm	Maximum value	3041.04 cd/klm	Position	C=15.00 G=5.00	CG	Double Symmetrical

Isolux (Floor)

Luminaire position X=0.00m Y=0.00m Z=2.50m



LEDS C4[®]

Luminaire
 Code 05-6421-Z5-Z5U
 Name MIX APLIC LED
Measur.
 Code 05-6421-Z5-Z5
 Name MIX APLIC LED

Luminaire Flux	136.62 lm	Luminaire Power	3.15 W	Efficacy	43.37 lm/W	Efficiency	100.00%
Lamps Flux	136.62 lm	Maximum value	3041.04 cd/klm	Position	C=15.00 G=5.00	CG	Double Symmetrical

		Average Luminance [cd/m ²]									
		45°	50°	55°	60°	65°	70°	75°	80°	85°	
0.0°	19316	13055	8953	6290	4611	3352	1821	1440	1537	---	
90.0°	18788	12777	8781	6245	4654	3454	1846	1432	1467	---	

Flush mounted or longitudinal view												
		Illumination(lx)										
A	A	2000	1000	750	500		<300				1.15	
B	1		2000	1500	1000	750	500	<300			1.5	
C					2000		1000	500	<300		1.85	
D	2						2000	1000	500	<300	2.2	
E	3							2000	1000	500	<300	2.55

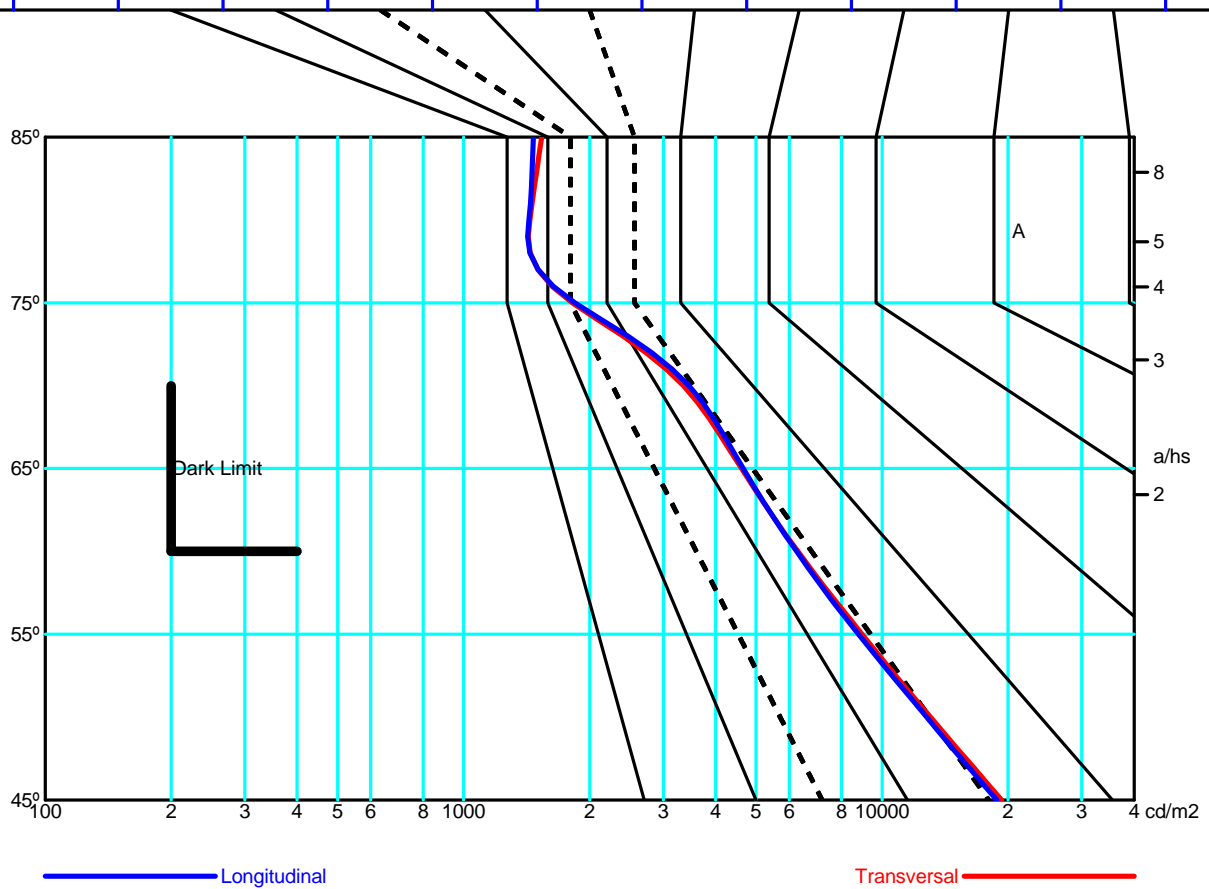
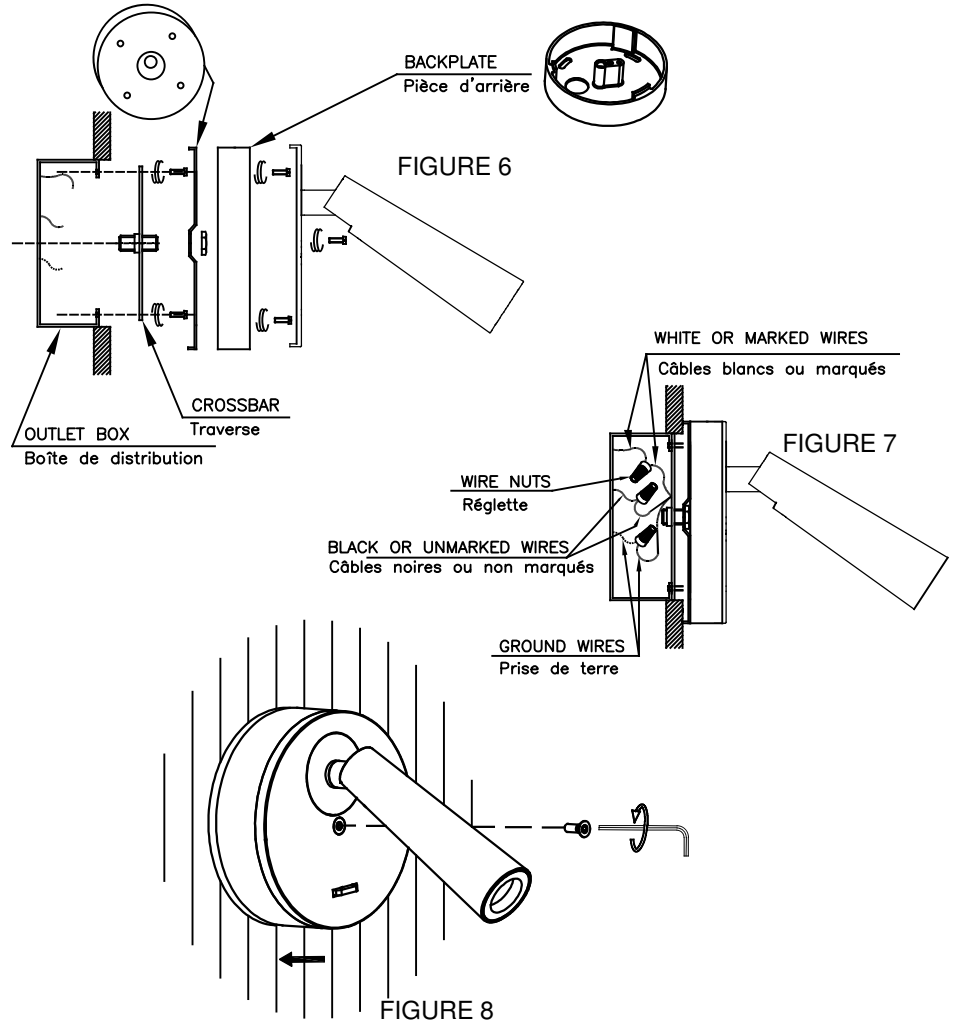
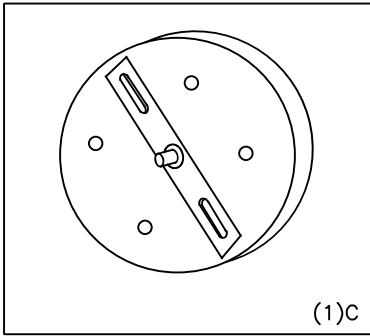
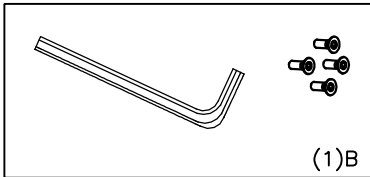
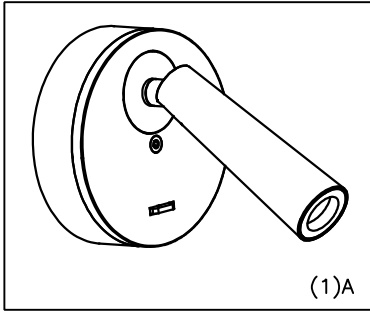


FIGURE N° 1. UNPACK THE FIXTURE: CHECK THE CONTENTS OF THE BOX. YOU SHOULD RECEIVE:

FIGURE N° 1. DÉBALLER LE PLAFONIER: VÉRIFIER LE CONTENU DU CARTON, VOUS DEVEZ RECEVOIR:

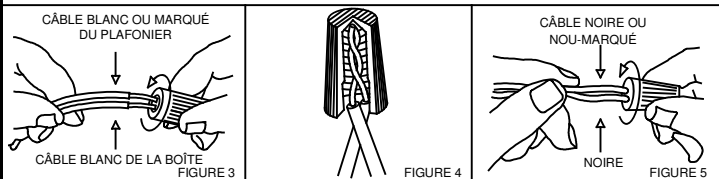
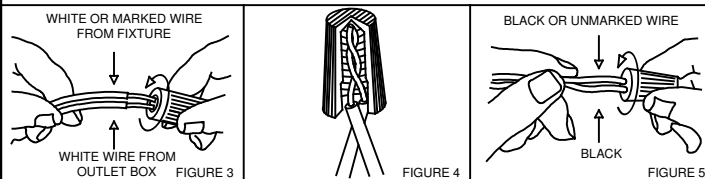


INSTALLATION INSTRUCTIONS FOR HANGING FIXTURES

INSTRUCTIONS D'INSTALLATION POUR PLAFONNIERS

FIGURE 3, 4 AND 5 MOUNTING HARDWARE.
NOTE: TEST THE CONNECTOR BY GENTLY PULLING IT. IF IT PULLS OUT THE CONNECTION, TRY AGAIN TILL YOU HAVE A FIRM CONNECTION. MAKE SURE NO BARE STRANDS OF WIRE STICK OUT FROM UNDER THE CONNECTORS.

FIGURE 3, 4 ET 5 MONTAGE DE L'ÉQUIPE.
IMPORTANT: ESSAYER DE TIRER LE CÂBLE D'ALIMENTATION DOUCEMENT. S'IL SORT DE LA CONNECTION, IL FAUDRAIT ASSURER QUE LA CONNECTION SOIT FERME. S'ASSURER QUE LES FILS DES CÂBLES NE SONT PAS À DÉCOUVERT DU CONNECTEUR.



CAUTION:

"Warning", "This product is to be installed by a qualified electrician only."
"Suitable for dry locations only"
"This luminaire must be mounted or supported independently of an outlet box"

ATTENTION:

"Attention", le raccordement électrique sera effectué par un technicien électricien qualifié
"Adéquat seulement en lieux secs."
"Ce luminaire ne doit pas être monté sur une boîte de soptie ni supporté par une telle boîte"

CAUTION:

- 1.- Wrong lighting installation can be dangerous for your safety.
- 2.- Before starting, disconnect the power by turning off the general switch of the electric installation.
- 3.- Install light bulbs (not provided) that must not exceed markings on the fixture.
- 4.- To change the bulbs, disconnect the power by turning off the general switch and wait for the bulbs cool down.

INSTALLATION:

- 1.- Make electrical connections, carefully read the Electrical Connection section.
- 2.- Assemble lighting onto the outlet box as shown on fig. 6,7 & 8.

ELECTRICAL CONNECTIONS: (See fig. 3,4 y 5)

- 1.- Connect the white wire from the fixture to the white wire of the electric installation.
- 2.- Connect the black wire from the fixture to the black wire of the electric installation.
- 3.- Connect the grounding conductor from the fixture to the grounding wire of the electric installation.
- 4.- Spread out the electrical wires so that the black ones are on one side of the outlet box and the white ones are on the other side, and carefully introduce them into the outlet box.

ATTENTION:

1. Une mauvaise installation peut compromettre votre sécurité.
2. Déconnecter la tension du réseau d'alimentation avant de réaliser toute opération.
3. Installer les ampoules (non fournies), ne pas utiliser d'ampoules d'un autre type ou d'une puissance supérieure à celle indiquée sur l'étiquette de la lampe.
4. Pour changer les ampoules, déconnecter la tension du réseau d'alimentation et laisser refroidir les ampoules.

INSTALLATION:

1. Connecter au réseau, lire attentivement la section de "Raccordements électriques"
2. Installer l'appareil à la boîte de distribution comme indiqué dans les dessins 6, 7 et 8.

RACCORDEMENTS ÉLECTRIQUES (dessins 3,4 et 5)

1. Connecter le câble blanc de l'appareil au câble blanc de l'installation électrique.
2. Connecter le câble noir de l'appareil au câble noir de l'installation électrique.
3. Connecter le câble conducteur de prise de terre au câble de prise de terre de l'installation électrique.
4. Distribuer les câbles pour que tout le câblage noir soit par dehors et le câblage blanc soit par dedans. Ajuster et immobiliser à la boîte sans coincer aucun câble.