

SUGAR Pendant

Designer: Nahtrang Design

Description

for indoor use.

For downlighting. Cable meters included: 1500. Structure material: Aluminium. Structure finish: White. Blades finishes: NA. Diffuser material: Acrylic. Diffuser finish: Opal. Warranty: 5 Years.

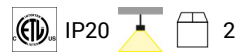


Finish

White
Opal
NA

Material

Aluminium
Acrylic



TECHNICAL CHARACTERISTICS

Light source

Light source: LED CREE
Output (W): 25.5W
Total power consumption (W): 28,5W
Color temperature: LED warm-white
2700K
CRI: 80
Real Lumen: 1575
Qty Leds: 1
Lm/Real W: 55
Life Time: 50.000h L80B20
Bin / Grup: 27H
UGR: 17.9

GEAR

Brand: FULHAM
Gear included: Yes, electronic
Power Factor: 0.94
Dimming protocol: 1-10V

Luminaire

Cable meters included: 1500
Warranty: 5 Years

Logistics

Energy Efficiency: NA
EAN Code: 8435381456375
Net Weight (Lb): 5.6
Weight in Kg (packaged): 4.280
Masterbox: 2

The photograph may not match the reference exactly. Please read the product description to identify the finish.

Luminaire

Code 00-5297-14-23
 Name Colgante DECORATIVE led 26.6W

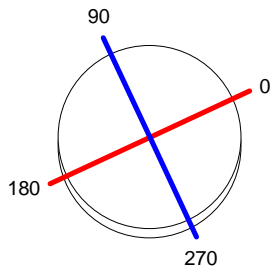
Measur.

Code 00-5297-14-23
 Name Colgante DECORATIVE led 26.6W

Luminaire Flux	1574.91 lm	Luminaire Power	27.00 W	Efficacy	58.33 lm/W	Efficiency	100.00%
Lamps Flux	1574.91 lm	Maximum value	535.64 cd	Position	C=0.00 G=0.00	CG	Double Symmetrical
Round Luminaire Round Luminous Area		Diam. Diam.	400 mm 370 mm	Height Height	120 mm 0 mm		
Horizontal Luminous Area Emitting area on Plane 0° Emitting area on Plane 90°		0.107521 m2 0.000000 m2 0.000000 m2		Emitting area on Plane 180° Emitting area on Plane 270° Glare area at 76°		0.000000 m2 0.000000 m2 0.026012 m2	
Coordinate system Date Measurement Distance		CG 11-03-2016 6.44		Symmetry Type Maximum Gamma Angle Measurement Flux		Double Symmetrical 90 1574.91 lm	
Operator Temperature Humidity Notes		Asselum T2 24.00 °C 40.00 %		Source voltage Source current Photocell		230.00 V Prc	

Line	Code	Luminaire Lamps	Flux [lm]	Pow. [W]	Q.ty
- LEDS C4 LEDS	00-5297-14-23	Name Lámpara led 26.6W 2700K	1574.91	27.00	1
C.I.E.	46 78 95 100 100	D DIN 5040	A30		
F UTE	1.00 E	B NBN	BZ 5		

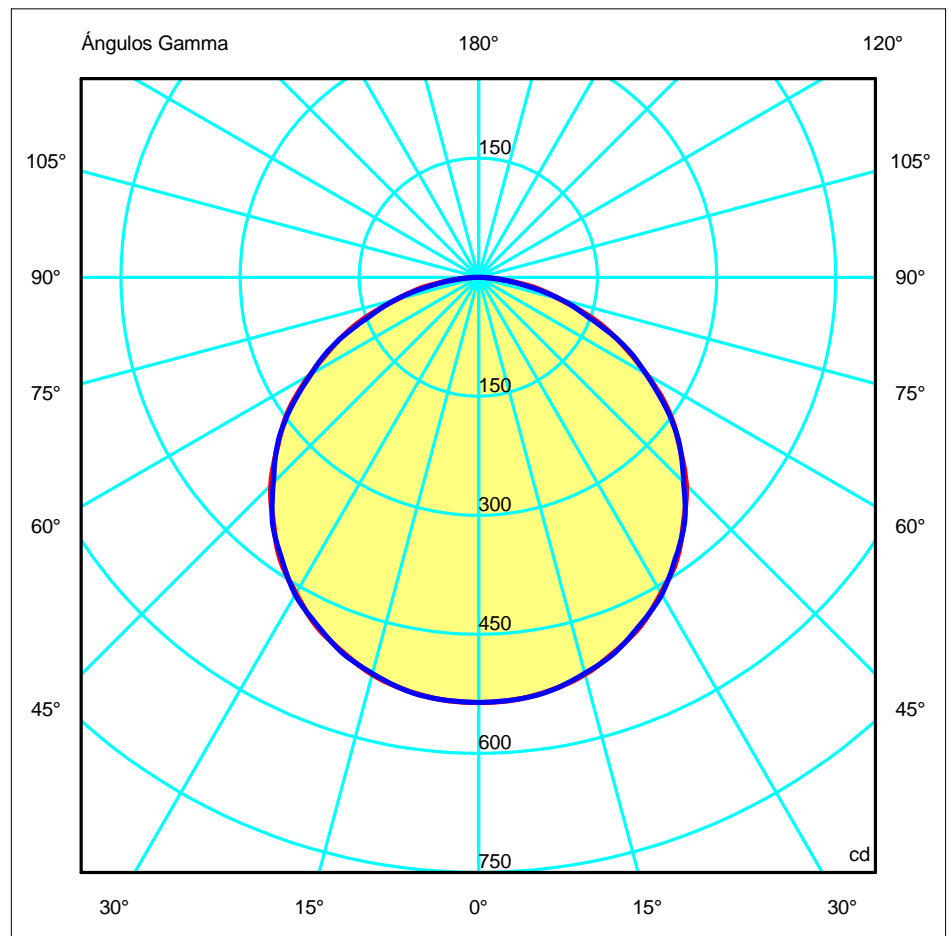
Diam=400mm



Semiplanos C

180.0 — 0.0
 270.0 — 90.0

ULOR 0.00 %
 DLOR 100.00 %
 RN 0.00 %



Luminaire

Code 00-5297-14-23
 Name Colgante DECORATIVE led 26.6W

Measur.

Code 00-5297-14-23
 Name Colgante DECORATIVE led 26.6W

Luminaire Flux	1574.91 lm	Luminaire Power	27.00 W	Efficacy	58.33 lm/W	Efficiency	100.00%
Lamps Flux	1574.91 lm	Maximum value	535.64 cd	Position	C=0.00 G=0.00	CG	Double Symmetrical

Luminous Intensity Table cd Table 1/1

	C 0.00	C 15.00	C 30.00	C 45.00	C 60.00	C 75.00	C 90.00
G 0.0	535.64	535.64	535.64	535.64	535.64	535.64	535.64
G 5.0	534.27	533.81	533.92	534.03	533.93	534.05	534.02
G 10.0	527.98	527.54	527.66	527.80	527.90	527.53	528.51
G 15.0	518.05	516.35	517.40	516.60	516.69	517.59	516.70
G 20.0	501.70	501.38	501.49	501.44	502.91	501.21	502.99
G 25.0	484.29	481.99	483.44	483.99	482.37	483.85	482.44
G 30.0	459.54	460.33	460.65	459.01	461.63	459.01	461.57
G 35.0	435.16	433.81	434.02	434.84	432.12	434.65	432.31
G 40.0	402.00	404.38	403.04	402.67	403.30	400.85	403.58
G 45.0	370.13	369.00	368.60	369.05	367.37	368.60	365.37
G 50.0	330.06	332.28	331.28	331.53	330.93	327.92	330.98
G 55.0	292.39	291.26	291.18	291.33	288.74	289.39	289.13
G 60.0	244.46	247.07	246.46	245.87	244.66	244.25	243.55
G 65.0	199.56	199.22	199.86	198.27	197.13	196.59	201.18
G 70.0	155.22	151.71	153.18	151.59	149.71	152.59	148.33
G 75.0	106.06	105.37	106.51	104.90	106.19	102.42	107.62
G 80.0	70.20	65.31	66.94	66.53	62.46	66.41	60.89
G 85.0	24.46	24.24	25.57	23.60	25.36	20.88	25.05
G 90.0	2.70	2.63	2.62	2.67	2.80	2.96	2.99

Luminaire

Code 00-5297-14-23
 Name Colgante DECORATIVE led 26.6W

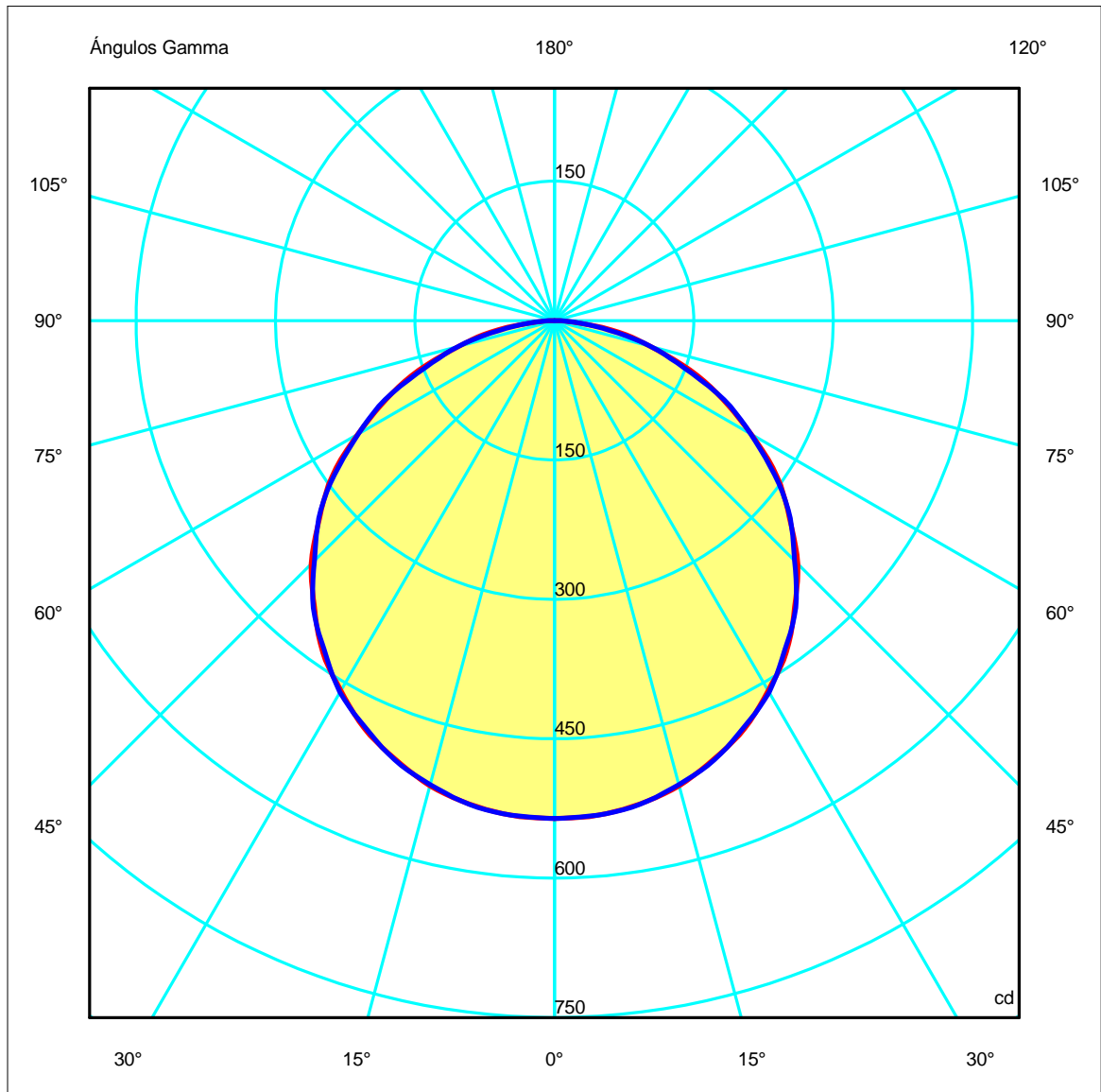
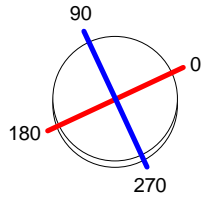
Measur.

Code 00-5297-14-23
 Name Colgante DECORATIVE led 26.6W

Luminaire Flux	1574.91 lm	Luminaire Power	27.00 W	Efficacy	58.33 lm/W	Efficiency	100.00%
Lamps Flux	1574.91 lm	Maximum value	535.64 cd	Position	C=0.00 G=0.00	CG	Double Symmetrical

Diam=400mm

Semiplanos C



Luminaire

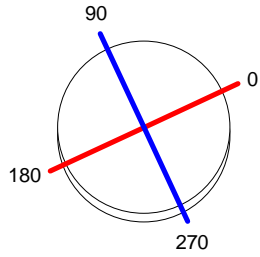
Code 00-5297-14-23
 Name Colgante DECORATIVE led 26.6W

Measur.

Code 00-5297-14-23
 Name Colgante DECORATIVE led 26.6W

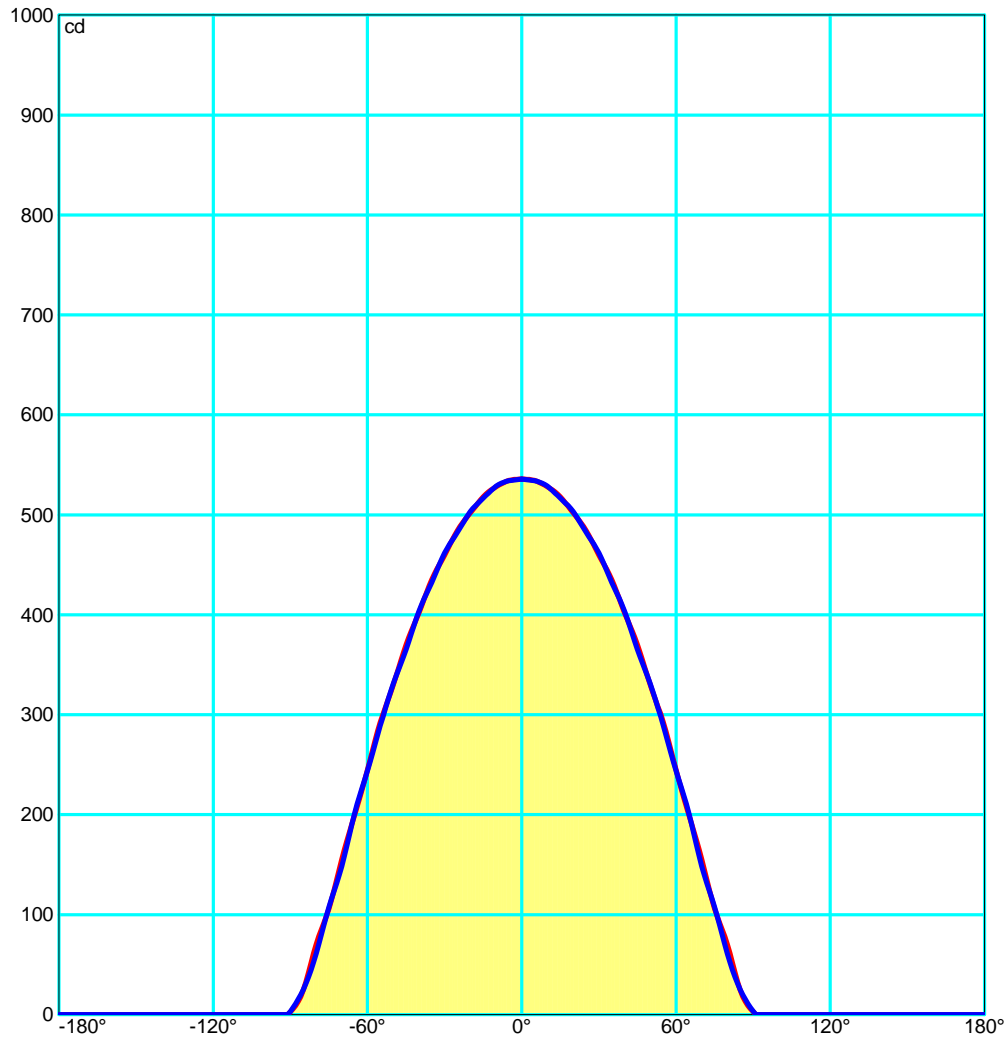
Luminaire Flux	1574.91 lm	Luminaire Power	27.00 W	Efficacy	58.33 lm/W	Efficiency	100.00%
Lamps Flux	1574.91 lm	Maximum value	535.64 cd	Position	C=0.00 G=0.00	CG	Double Symmetrical

Diam=400mm



Semiplanos C

180.0 ———— 0.0
 270.0 ———— 90.0



Luminaire

Code 00-5297-14-23
Name Colgante DECORATIVE led 26.6W

Measurement

Code 00-5297-14-23
Name Colgante DECORATIVE led 26.6W

Luminaire Flux	1574.91 lm	Luminaire Power	27.00 W	Efficacy	58.33 lm/W	Efficiency	100.00%
Lamps Flux	1574.91 lm	Maximum value	535.64 cd	Position	C=0.00 G=0.00	CG	Double Symmetrical

UGR
S = 0.250

Reflectancies										
Ceiling/Cavity	0.7	0.7	0.5	0.5	0.3	0.7	0.7	0.5	0.5	0.3
Walls	0.5	0.3	0.5	0.3	0.3	0.5	0.3	0.5	0.3	0.3
WorkingPlane	0.2	0.2	0.2	0.2	0.2	0.2	0.2	0.2	0.2	0.2
RoomDimensions	ViewedCrosswise					ViewedEndwise				
x=2H y=2H	17.9	19.2	18.2	19.5	19.7	17.9	19.2	18.1	19.4	19.7
x=2H y=3H	19.5	20.7	19.9	21.0	21.2	19.5	20.7	19.8	20.9	21.2
x=2H y=4H	20.2	21.3	20.5	21.6	21.8	20.1	21.3	20.5	21.5	21.8
x=2H y=6H	20.7	21.8	21.0	22.0	22.3	20.6	21.7	21.0	22.0	22.3
x=2H y=8H	20.9	21.9	21.2	22.2	22.4	20.7	21.8	21.1	22.1	22.4
x=2H y=12H	20.9	21.9	21.3	22.3	22.5	20.8	21.8	21.2	22.1	22.5
x=4H y=2H	18.7	19.8	19.0	20.1	20.4	18.6	19.8	19.0	20.1	20.4
x=4H y=3H	20.5	21.5	20.9	21.8	22.1	20.4	21.4	20.8	21.7	22.1
x=4H y=4H	21.2	22.1	21.6	22.5	22.8	21.2	22.0	21.6	22.4	22.8
x=4H y=6H	21.9	22.6	22.3	23.0	23.3	21.8	22.6	22.2	22.9	23.3
x=4H y=8H	22.1	22.8	22.5	23.2	23.5	22.0	22.7	22.4	23.1	23.5
x=4H y=12H	22.2	22.8	22.7	23.2	23.6	22.1	22.7	22.5	23.1	23.6
x=8H y=4H	21.6	22.3	22.0	22.7	23.1	21.5	22.2	22.0	22.6	23.1
x=8H y=6H	22.4	22.9	22.8	23.4	23.7	22.3	22.8	22.7	23.3	23.7
x=8H y=8H	22.7	23.2	23.1	23.6	24.0	22.5	23.0	23.0	23.5	24.0
x=8H y=12H	22.8	23.3	23.3	23.7	24.1	22.7	23.1	23.2	23.6	24.1
x=12H y=4H	21.6	22.3	22.1	22.7	23.0	21.6	22.2	22.0	22.6	23.0
x=12H y=6H	22.4	22.9	22.9	23.4	23.8	22.4	22.9	22.8	23.3	23.8
x=12H y=8H	22.8	23.2	23.3	23.7	24.1	22.7	23.1	23.2	23.6	24.1

Luminaire

Code 00-5297-14-23
Name Colgante DECORATIVE led 26.6W

Measur.

Code 00-5297-14-23
Name Colgante DECORATIVE led 26.6W

Luminaire Flux	1574.91 lm	Luminaire Power	27.00 W	Efficacy	58.33 lm/W	Efficiency	100.00%
Lamps Flux	1574.91 lm	Maximum value	535.64 cd	Position	C=0.00 G=0.00	CG	Double Symmetrical

Flujo Total=1574.91 Flujo Luminaria=1574.91

RI	0.60	0.80	1.00	1.25	1.50	2.00	2.50	3.00	4.00	5.00	10.00	20.00
DRR	0.30	0.38	0.46	0.53	0.59	0.68	0.73	0.78	0.83	0.86	0.93	0.96
RC	5	5	5	5	5	5	5	5	5	5	5	4

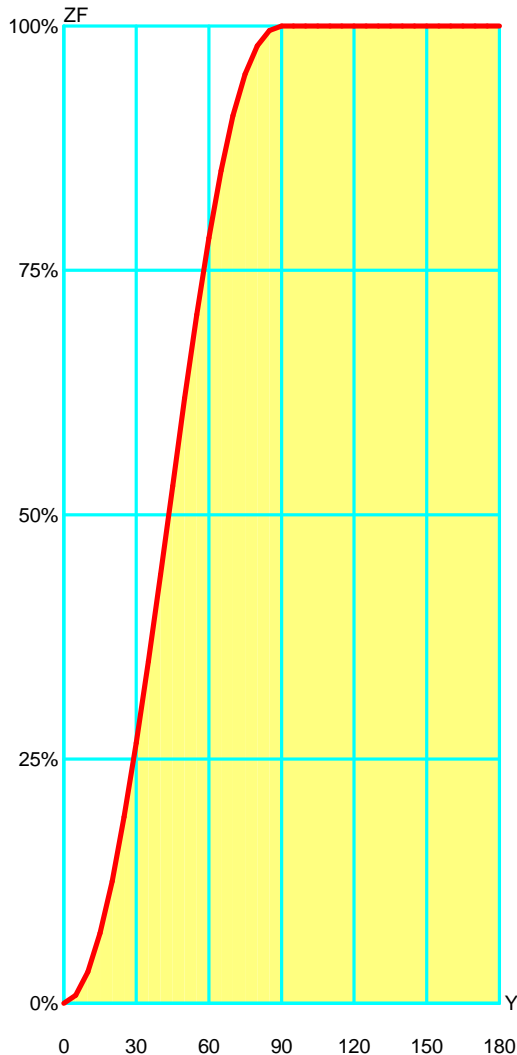
Flujo Zonal por 1000 Lúmenes

Y°	10	20	30	40	50	60	70	80	90	100	110	120	130	140	150	160	170	180
ZF(Y)	32	125	266	439	619	783	908	980	1000	1000	1000	1000	1000	1000	1000	1000	1000	1000

Códigos de Flujo C.I.E.
46 78 95 100 100

C.I.E.	5/5/5/5/5/5/5/5/5/4
D DIN 5040	A30
F UTE	1.00 E
B NBN	BZ 5
RN	0.00000 %
BLF	1.0

LOR	99.99975 %
ULOR	0.00000 %
DLOR	99.99975 %
UFF	0.00000 %
DFF	100.00000 %
FFR	0.00000 %



Gamma °	Flujo Zonal			
	Flujo	Suma lm	Flujo [%]	Suma [%]
0°	0.00	0.00	0.00%	0.00 %
5°	8.12	8.12	0.81 %	0.81 %
10°	24.12	32.24	2.41 %	3.22 %
15°	39.35	71.59	3.94 %	7.16 %
20°	53.31	124.90	5.33 %	12.49 %
25°	65.59	190.50	6.56 %	19.05 %
30°	75.80	266.30	7.58 %	26.63 %
35°	83.60	349.90	8.36 %	34.99 %
40°	88.64	438.53	8.86 %	43.85 %
45°	90.67	529.21	9.07 %	52.92 %
50°	89.70	618.91	8.97 %	61.89 %
55°	85.76	704.67	8.58 %	70.47 %
60°	78.64	783.31	7.86 %	78.33 %
65°	68.53	851.84	6.85 %	85.18 %
70°	56.32	908.16	5.63 %	90.82 %
75°	42.68	950.84	4.27 %	95.08 %
80°	29.04	979.88	2.90 %	97.99 %
85°	15.46	995.33	1.55 %	99.53 %
90°	4.66	1000.00	0.47 %	100.00 %
95°	0.00	1000.00	0.00 %	100.00 %
100°	0.00	1000.00	0.00 %	100.00 %
105°	0.00	1000.00	0.00 %	100.00 %
110°	0.00	1000.00	0.00 %	100.00 %
115°	0.00	1000.00	0.00 %	100.00 %
120°	0.00	1000.00	0.00 %	100.00 %
125°	0.00	1000.00	0.00 %	100.00 %
130°	0.00	1000.00	0.00 %	100.00 %
135°	0.00	1000.00	0.00 %	100.00 %
140°	0.00	1000.00	0.00 %	100.00 %
145°	0.00	1000.00	0.00 %	100.00 %
150°	0.00	1000.00	0.00 %	100.00 %
155°	0.00	1000.00	0.00 %	100.00 %
160°	0.00	1000.00	0.00 %	100.00 %
165°	0.00	1000.00	0.00 %	100.00 %
170°	0.00	1000.00	0.00 %	100.00 %
175°	0.00	1000.00	0.00 %	100.00 %
180°	0.00	1000.00	0.00 %	100.00 %

Luminaire

Code 00-5297-14-23
Name Colgante DECORATIVE led 26.6W

Measur.

Code 00-5297-14-23
Name Colgante DECORATIVE led 26.6W

Luminaire Flux	1574.91 lm	Luminaire Power	27.00 W	Efficacy	58.33 lm/W	Efficiency	100.00%
Lamps Flux	1574.91 lm	Maximum value	535.64 cd	Position	C=0.00 G=0.00	CG	Double Symmetrical

Utilizations CIE

Mounting	Direct	Normalization										Normalised										Suspension Ratid/3										Standard CIE Settings																																																																																																																																																																																																																																																																																							
Ceiling																																																																																																																																																																																																																																																																																																																							
K	8873	8773	8871	8771	7773	7771	7753	7553	7751	7551	7731	7331	7711	7111	5551	5531	5331	5511	5111	3331	3311	1111	0000	0.60	218	196	172	156	187	148	112	95	88	75	47	35	17	12	70	38	33	14	11	32	12	10	0	0.80	253	232	184	170	220	162	140	123	100	88	56	45	23	17	83	47	42	20	16	40	17	15	0	1.00	275	256	186	174	244	166	163	146	107	96	63	52	29	22	90	54	49	25	21	47	22	20	0	1.25	295	278	183	174	265	167	187	170	112	102	70	59	36	29	96	61	56	31	27	54	28	25	0	1.50	309	294	179	171	280	165	206	189	114	106	74	65	42	34	100	66	62	37	33	59	33	30	0	2.00	327	314	168	162	299	157	234	219	115	109	80	72	51	44	103	73	69	46	42	66	43	39	0	2.50	338	327	159	155	312	150	255	241	115	110	85	77	58	52	104	77	74	54	50	71	50	46	0	3.00	346	337	152	149	322	145	270	258	114	110	88	81	64	58	105	81	78	60	56	75	56	52	0	4.00	357	350	143	141	334	138	292	282	113	110	92	87	72	67	106	86	84	68	65	81	64	61	0	5.00	364	358	138	136	343	133	307	298	113	110	95	90	78	73	106	89	87	74	71	85	70	67	0	10.00	379	376	124	124	360	122	340	335	111	110	101	98	91	88	106	97	96	88	86	93	85	82	0	20.00	387	385	117	116	370	115	359	356	109	109	104	103	99	97	106	101	100	96	95	98	93	91	0

Wall																																																																																																																																																																																																																																																																																																																						
K	8873	8773	8871	8771	7773	7771	7753	7553	7751	7551	7731	7331	7711	7111	5551	5531	5331	5511	5111	3331	3311	1111	0000	0.60	471	459	413	404	452	400	356	349	323	317	271	266	233	231	314	267	265	232	231	264	231	230	210	0.80	530	517	451	443	508	437	414	404	365	359	313	308	274	271	354	308	306	272	271	304	271	270	246	1.00	569	557	472	465	545	458	455	444	392	386	342	336	303	300	380	336	334	301	299	331	299	298	271	1.25	603	591	487	481	577	474	492	482	414	408	368	362	330	327	401	361	358	327	325	355	325	323	293	1.50	628	616	497	491	600	484	521	510	430	424	386	381	351	347	417	379	376	347	345	373	344	341	309	2.00	652	642	498	494	623	486	555	544	442	437	405	399	373	369	428	396	394	368	366	389	364	360	324	2.50	666	657	496	493	636	485	577	566	447	443	415	410	387	383	434	406	404	381	379	398	376	372	333	3.00	674	666	492	489	644	481	591	581	449	446	421	416	396	391	436	411	409	389	387	403	383	378	337	4.00	689	683	491	489	658	482	615	606	456	453	433	429	412	407	443	423	421	404	402	414	397	391	347	5.00	700	695	492	491	669	483	632	624	462	460	442	439	424	420	449	431	430	415	413	422	408	401	355	10.00	724	721	493	492	692	485	670	665	473	472	462	459	451	448	460	450	449	440	439	440	431	422	372	20.00	726	725	483	483	694	476	682	680	469	469	463	462	457	455	457	451	446	445	440	435	425	373

Working Pl.																																																																																																																																																																																																																																																																																																																								
K	8873	8773	8871	8771	7773	7771	7753	7553	7751	7551	7731	7331	7711	7111	5551	5531	5331	5511	5111	3331	3311	1111	0000	0.60	590	577	550	541	569	535	452	444	435	429	368	364	320	318	426	364	362	318	317	361	317	317	299	0.80	698	684	643	633	672	625	555	544	529	522	460	454	409	406	516	454	452	406	405	449	404	403	385	1.00	783	768	714	704	753	695	639	627	604	597	537	530	485	481	589	529	526	481	479	523	479	477	459	1.25	863	848	778	770	829	758	722	708	676	668	612	604	561	556	658	602	599	556	554	594	552	550	532	1.50	923	908	824	817	886	805	785	771	729	722	669	661	620	614	710	658	655	614	611	649	609	605	588	2.00	1000	996	889	883	969	871	882	868	808	802	756	748	712	706	787	743	740	704	701	731	697	692	676	2.50	1000	1000	929	925	1000	912	946	933	859	853	813	806	774	767	837	798	795	764	761	786	756	749	734	3.00	1000	1000	957	953	1000	940	993	980	894	889	854	847	819	812	872	838	835	808	804	824	798	789	775	4.00	1000	1000	989	986	1000	973	1000	1000	937	933	905	899	875	869	915	887	885	862	858	872	850	839	826	5.00	1000	1000	1000	1000	1000	994	1000	1000	963	960	936	930	910	904	941	917	915	896	892	901	882	870	858	10.00	1000	1000	1000	1000	1000	1000	1000	1000	1000	1000	1000	1000	1000	1000	999	988	983	995	982	981	969	967	963	926	20.00	1000	1000	1000	1000	1000	1000	1000	1000	1000	1000	1000	1000	1000	1000	1000	1000	1000	1000	1000	997	991	973	963

LM53 SHR C0-C180: 1.274 SHR C90-C270: 1.274 SHR Square: 1.402

Luminaire

Code 00-5297-14-23
Name Colgante DECORATIVE led 26.6W

Measur.

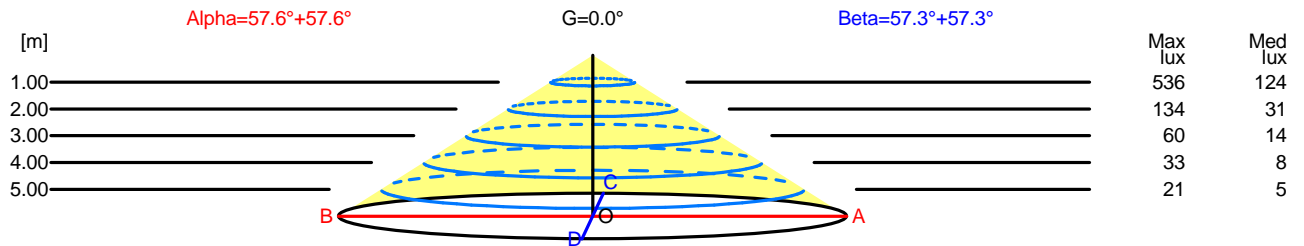
Code 00-5297-14-23
Name Colgante DECORATIVE led 26.6W


Luminaire Flux	1574.91 lm	Luminaire Power	27.00 W	Efficacy	58.33 lm/W	Efficiency	100.00%
Lamps Flux	1574.91 lm	Maximum value	535.64 cd	Position	C=0.00 G=0.00	CG	Double Symmetrical


Width at 50.00 % of Max Intensity

H[m]	1.00	2.00	3.00	4.00	5.00	H[m]	1.00	2.00	3.00	4.00	5.00
OA	1.58	3.16	4.73	6.31	7.89	OC	1.56	3.11	4.67	6.23	7.79
OB	1.58	3.16	4.73	6.31	7.89	OD	1.56	3.11	4.67	6.23	7.79

	Luminous Intensities [cd]									
	0	5	15	25	35	45	55	65	75	85
OA	535.64	534.27	518.05	484.29	435.16	370.13	292.39	199.56	106.06	24.46
OB	535.64	534.27	518.05	484.29	435.16	370.13	292.39	199.56	106.06	24.46
OC	535.64	534.02	516.70	482.44	432.31	365.37	289.13	201.18	107.62	25.05
OD	535.64	534.02	516.70	482.44	432.31	365.37	289.13	201.18	107.62	25.05



H[m]	D[m]	Max lux	Med lux	Alpha=57.6°+57.6°	G=0.0	
1.00	3.16	536	124			
2.00	6.31	134	31			
3.00	9.47	60	14			
4.00	12.62	33	8			
5.00	15.78	21	5			

H[m]	D[m]	Max lux	Med lux	Beta=57.3°+57.3°	G=0.0	
1.00	3.11	536	124			
2.00	6.23	134	31			
3.00	9.34	60	14			
4.00	12.46	33	8			
5.00	15.57	21	5			

Luminaire

Code 00-5297-14-23
 Name Colgante DECORATIVE led 26.6W

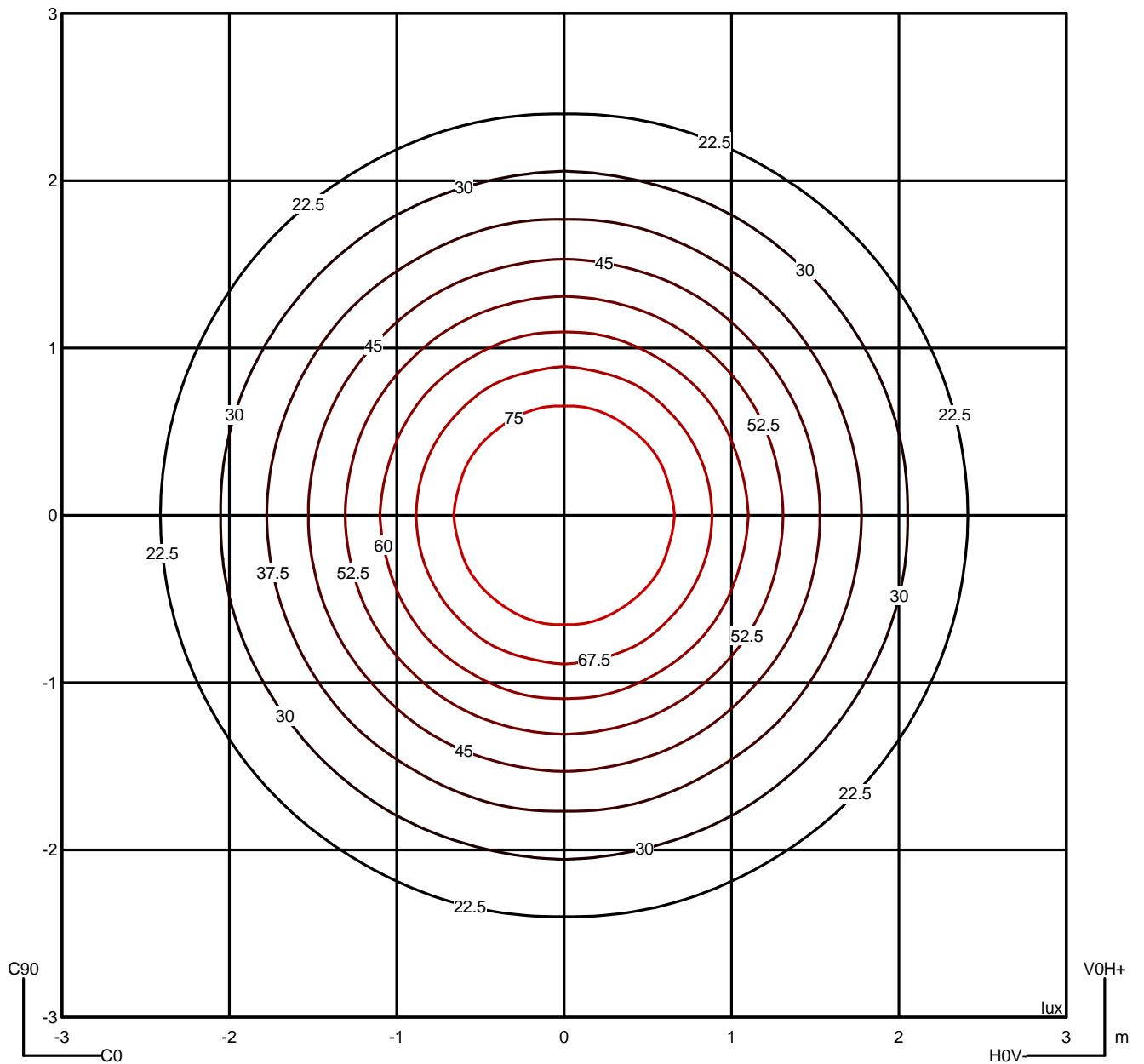
Measurment.

Code 00-5297-14-23
 Name Colgante DECORATIVE led 26.6W

Luminaire Flux	1574.91 lm	Luminaire Power	27.00 W	Efficacy	58.33 lm/W	Efficiency	100.00%
Lamps Flux	1574.91 lm	Maximum value	535.64 cd	Position	C=0.00 G=0.00	CG	Double Symmetrical

Isolux (Floor)

Luminaire position X=0.00m Y=0.00m Z=2.50m



Luminaire

Code 00-5297-14-23
 Name Colgante DECORATIVE led 26.6W

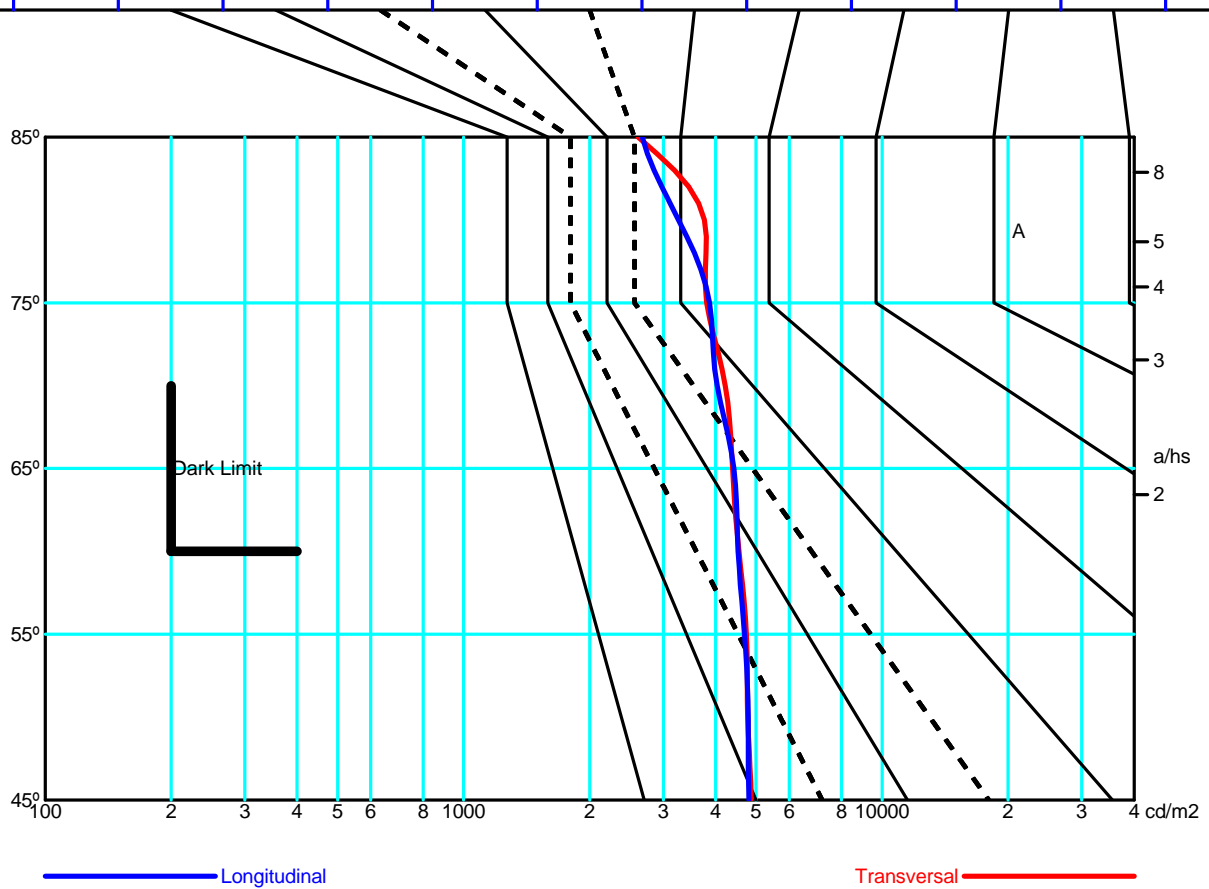
Measurment

Code 00-5297-14-23
 Name Colgante DECORATIVE led 26.6W

Luminaire Flux	1574.91 lm	Luminaire Power	27.00 W	Efficacy	58.33 lm/W	Efficiency	100.00%
Lamps Flux	1574.91 lm	Maximum value	535.64 cd	Position	C=0.00 G=0.00	CG	Double Symmetrical

		Average Luminance [cd/m ²]									
		45°	50°	55°	60°	65°	70°	75°	80°	85°	
0.0°	4868	4776	4741	4547	4392	4221	3811	3760	2610	---	
90.0°	4806	4789	4688	4530	4427	4034	3867	3261	2673	---	

Flujo montado o vista longitudinal												
		Iluminancia (lx)										
A	A	2000	1000	750	500		<300				1.15	
B	1		2000	1500	1000	750	500	<300			1.5	
C					2000		1000	500	<300		1.85	
D	2						2000	1000	500	<300	2.2	
E	3							2000	1000	500	<300	2.55



Luminaire

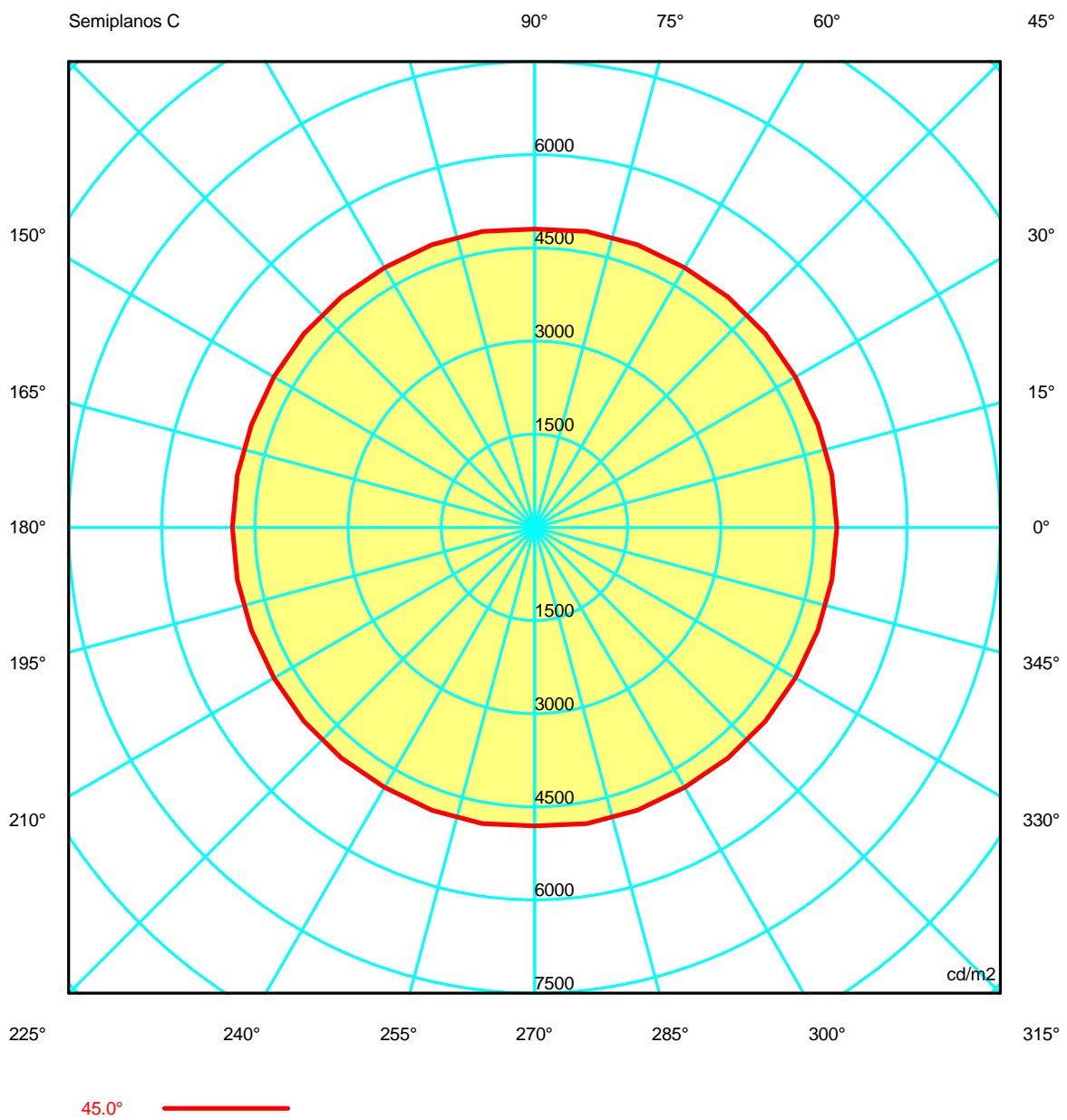
Code 00-5297-14-23
 Name Colgante DECORATIVE led 26.6W

Measurem.

Code 00-5297-14-23
 Name Colgante DECORATIVE led 26.6W

Luminaire Flux	1574.91 lm	Luminaire Power	27.00 W	Efficacy	58.33 lm/W	Efficiency	100.00%
Lamps Flux	1574.91 lm	Maximum value	535.64 cd	Position	C=0.00 G=0.00	CG	Double Symmetrical

Luminance



Luminaire

Code 00-5297-14-23
Name Colgante DECORATIVE led 26.6W

Measurment

Code 00-5297-14-23
Name Colgante DECORATIVE led 26.6W

Luminaire Flux	1574.91 lm	Luminaire Power	27.00 W	Efficacy	58.33 lm/W	Efficiency	100.00%
Lamps Flux	1574.91 lm	Maximum value	535.64 cd	Position	C=0.00 G=0.00	CG	Double Symmetrical

Luminance cd/m2 Table 1/3

	C 0.00	C 10.00	C 20.00	C 30.00	C 40.00	C 50.00	C 60.00	C 70.00	C 80.00	C 90.00	C 100.00	C 110.00	C 120.00
G 0.0	4981.70	4981.70	4981.70	4981.70	4981.70	4981.70	4981.70	4981.70	4981.70	4981.70	4981.70	4981.70	4981.70
G 5.0	4987.99	4984.62	4983.56	4984.67	4985.65	4985.38	4984.77	4985.52	4986.05	4985.61	4986.05	4985.52	4984.77
G 10.0	4986.23	4982.95	4982.10	4983.25	4984.03	4985.28	4985.50	4982.46	4983.73	4991.26	4983.73	4982.46	4985.50
G 15.0	4988.12	4974.06	4974.16	4981.82	4976.67	4972.43	4974.98	4981.89	4982.61	4975.09	4982.61	4981.89	4974.98
G 20.0	4965.52	4962.79	4962.73	4963.43	4963.09	4968.72	4977.53	4965.72	4962.20	4978.24	4962.20	4965.72	4977.53
G 25.0	4969.80	4950.20	4948.14	4961.03	4968.61	4960.39	4950.11	4960.41	4964.36	4950.79	4964.36	4960.41	4950.11
G 30.0	4935.18	4940.31	4947.44	4947.09	4935.30	4938.48	4957.60	4938.61	4931.26	4956.98	4931.26	4938.61	4957.60
G 35.0	4940.73	4929.32	4923.45	4927.83	4938.94	4926.10	4906.16	4925.52	4933.45	4908.37	4933.45	4925.52	4906.16
G 40.0	4880.65	4904.50	4907.35	4893.26	4886.74	4891.34	4896.50	4874.01	4870.45	4899.85	4870.45	4874.01	4896.50
G 45.0	4868.27	4858.01	4849.58	4848.13	4852.12	4846.31	4832.02	4844.68	4841.11	4805.70	4841.11	4844.68	4832.02
G 50.0	4775.70	4802.09	4805.53	4793.36	4795.75	4798.96	4788.25	4754.12	4749.98	4788.95	4749.98	4754.12	4788.25
G 55.0	4741.09	4727.74	4722.34	4721.41	4723.09	4710.44	4681.85	4688.93	4694.24	4688.18	4694.24	4688.93	4681.85
G 60.0	4547.27	4585.56	4596.35	4584.50	4577.52	4566.25	4550.93	4545.09	4539.93	4530.35	4539.93	4545.09	4550.93
G 65.0	4391.71	4383.24	4390.36	4398.25	4376.78	4353.65	4338.20	4321.14	4349.03	4427.37	4349.03	4321.14	4338.20
G 70.0	4220.76	4141.87	4132.08	4165.34	4147.93	4093.22	4071.11	4131.18	4133.26	4033.52	4133.26	4131.18	4071.11
G 75.0	3811.09	3784.13	3803.32	3827.26	3780.52	3788.40	3815.99	3713.32	3704.95	3867.17	3704.95	3713.32	3815.99
G 80.0	3759.99	3550.13	3526.96	3585.13	3610.68	3471.26	3345.34	3498.59	3521.20	3261.29	3521.20	3498.59	3345.34
G 85.0	2610.08	2564.42	2634.20	2728.63	2556.74	2589.20	2706.48	2362.47	2263.45	2673.12	2263.45	2362.47	2706.48
G 90.0	0.00	0.00	0.00	0.00	0.00	0.00	0.00	0.00	0.00	0.00	0.00	0.00	0.00

Luminaire

Code 00-5297-14-23
Name Colgante DECORATIVE led 26.6W

Measurment

Code 00-5297-14-23
Name Colgante DECORATIVE led 26.6W

Luminaire Flux	1574.91 lm	Luminaire Power	27.00 W	Efficacy	58.33 lm/W	Efficiency	100.00%
Lamps Flux	1574.91 lm	Maximum value	535.64 cd	Position	C=0.00 G=0.00	CG	Double Symmetrical

Luminance cd/m2 Table 2/3

	C 130.00	C 140.00	C 150.00	C 160.00	C 170.00	C 180.00	C 190.00	C 200.00	C 210.00	C 220.00	C 230.00	C 240.00	C 250.00
G 0.0	4981.70	4981.70	4981.70	4981.70	4981.70	4981.70	4981.70	4981.70	4981.70	4981.70	4981.70	4981.70	4981.70
G 5.0	4985.38	4985.65	4984.67	4983.56	4984.62	4987.99	4984.62	4983.56	4984.67	4985.65	4985.38	4984.77	4985.52
G 10.0	4985.28	4984.03	4983.25	4982.10	4982.95	4986.23	4982.95	4982.10	4983.25	4984.03	4985.28	4985.50	4982.46
G 15.0	4972.43	4976.67	4981.82	4974.16	4974.06	4988.12	4974.06	4974.16	4981.82	4976.67	4972.43	4974.98	4981.89
G 20.0	4968.72	4963.09	4963.43	4962.73	4962.79	4965.52	4962.79	4962.73	4963.43	4963.09	4968.72	4977.53	4965.72
G 25.0	4960.39	4968.61	4961.03	4948.14	4950.20	4969.80	4950.20	4948.14	4961.03	4968.61	4960.39	4950.11	4960.41
G 30.0	4938.48	4935.30	4947.09	4947.44	4940.31	4935.18	4940.31	4947.44	4947.09	4935.30	4938.48	4957.60	4938.61
G 35.0	4926.10	4938.94	4927.83	4923.45	4929.32	4940.73	4929.32	4923.45	4927.83	4938.94	4926.10	4906.16	4925.52
G 40.0	4891.34	4886.74	4893.26	4907.35	4904.50	4880.65	4904.50	4907.35	4893.26	4886.74	4891.34	4896.50	4874.01
G 45.0	4846.31	4852.12	4848.13	4849.58	4858.01	4868.27	4858.01	4849.58	4848.13	4852.12	4846.31	4832.02	4844.68
G 50.0	4798.96	4795.75	4793.36	4805.53	4802.09	4775.70	4802.09	4805.53	4793.36	4795.75	4798.96	4788.25	4754.12
G 55.0	4710.44	4723.09	4721.41	4722.34	4727.74	4741.09	4727.74	4722.34	4721.41	4723.09	4710.44	4681.85	4688.93
G 60.0	4566.25	4577.52	4584.50	4596.35	4585.56	4547.27	4585.56	4596.35	4584.50	4577.52	4566.25	4550.93	4545.09
G 65.0	4353.65	4376.78	4398.25	4390.36	4383.24	4391.71	4383.24	4390.36	4398.25	4376.78	4353.65	4338.20	4321.14
G 70.0	4093.22	4147.93	4165.34	4132.08	4141.87	4220.76	4141.87	4132.08	4165.34	4147.93	4093.22	4071.11	4131.18
G 75.0	3788.40	3780.52	3827.26	3803.32	3784.13	3811.09	3784.13	3803.32	3827.26	3780.52	3788.40	3815.99	3713.32
G 80.0	3471.26	3610.68	3585.13	3526.96	3550.13	3759.99	3550.13	3526.96	3585.13	3610.68	3471.26	3345.34	3498.59
G 85.0	2589.20	2556.74	2728.63	2634.20	2564.42	2610.08	2564.42	2634.20	2728.63	2556.74	2589.20	2706.48	2362.47
G 90.0	0.00	0.00	0.00	0.00	0.00	0.00	0.00	0.00	0.00	0.00	0.00	0.00	0.00

Luminaire

Code 00-5297-14-23
Name Colgante DECORATIVE led 26.6W

Measur.

Code 00-5297-14-23
Name Colgante DECORATIVE led 26.6W

Luminaire Flux	1574.91 lm	Luminaire Power	27.00 W	Efficacy	58.33 lm/W	Efficiency	100.00%
Lamps Flux	1574.91 lm	Maximum value	535.64 cd	Position	C=0.00 G=0.00	CG	Double Symmetrical

Luminance cd/m2 Table 3/3

	C 260.00	C 270.00	C 280.00	C 290.00	C 300.00	C 310.00	C 320.00	C 330.00	C 340.00	C 350.00
G 0.0	4981.70	4981.70	4981.70	4981.70	4981.70	4981.70	4981.70	4981.70	4981.70	4981.70
G 5.0	4986.05	4985.61	4986.05	4985.52	4984.77	4985.38	4985.65	4984.67	4983.56	4984.62
G 10.0	4983.73	4991.26	4983.73	4982.46	4985.50	4985.28	4984.03	4983.25	4982.10	4982.95
G 15.0	4982.61	4975.09	4982.61	4981.89	4974.98	4972.43	4976.67	4981.82	4974.16	4974.06
G 20.0	4962.20	4978.24	4962.20	4965.72	4977.53	4968.72	4963.09	4963.43	4962.73	4962.79
G 25.0	4964.36	4950.79	4964.36	4960.41	4950.11	4960.39	4968.61	4961.03	4948.14	4950.20
G 30.0	4931.26	4956.98	4931.26	4938.61	4957.60	4938.48	4935.30	4947.09	4947.44	4940.31
G 35.0	4933.45	4908.37	4933.45	4925.52	4906.16	4926.10	4938.94	4927.83	4923.45	4929.32
G 40.0	4870.45	4899.85	4870.45	4874.01	4896.50	4891.34	4886.74	4893.26	4907.35	4904.50
G 45.0	4841.11	4805.70	4841.11	4844.68	4832.02	4846.31	4852.12	4848.13	4849.58	4858.01
G 50.0	4749.98	4788.95	4749.98	4754.12	4788.25	4798.96	4795.75	4793.36	4805.53	4802.09
G 55.0	4694.24	4688.18	4694.24	4688.93	4681.85	4710.44	4723.09	4721.41	4722.34	4727.74
G 60.0	4539.93	4530.35	4539.93	4545.09	4550.93	4566.25	4577.52	4584.50	4596.35	4585.56
G 65.0	4349.03	4427.37	4349.03	4321.14	4338.20	4353.65	4376.78	4398.25	4390.36	4383.24
G 70.0	4133.26	4033.52	4133.26	4131.18	4071.11	4093.22	4147.93	4165.34	4132.08	4141.87
G 75.0	3704.95	3867.17	3704.95	3713.32	3815.99	3788.40	3780.52	3827.26	3803.32	3784.13
G 80.0	3521.20	3261.29	3521.20	3498.59	3345.34	3471.26	3610.68	3585.13	3526.96	3550.13
G 85.0	2263.45	2673.12	2263.45	2362.47	2706.48	2589.20	2556.74	2728.63	2634.20	2564.42
G 90.0	0.00	0.00	0.00	0.00	0.00	0.00	0.00	0.00	0.00	0.00

FIGURE Nº 1. UNPACK THE FIXTURE: CHECK THE CONTENTS OF THE BOX. YOU SHOULD RECEIVE:

FIGURE Nº 1. DÉBALLER LE PLAFONIER: VÉRIFIER LE CONTENU DU CARTON, VOUS DEVEZ RECEVOIR:

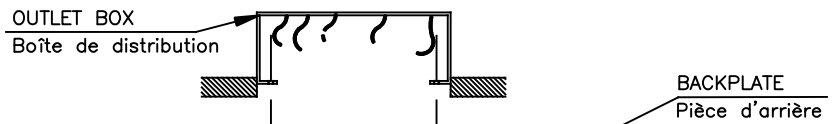
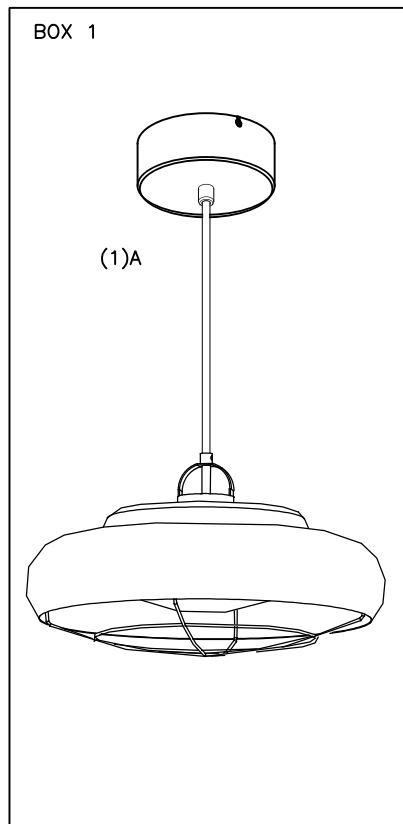
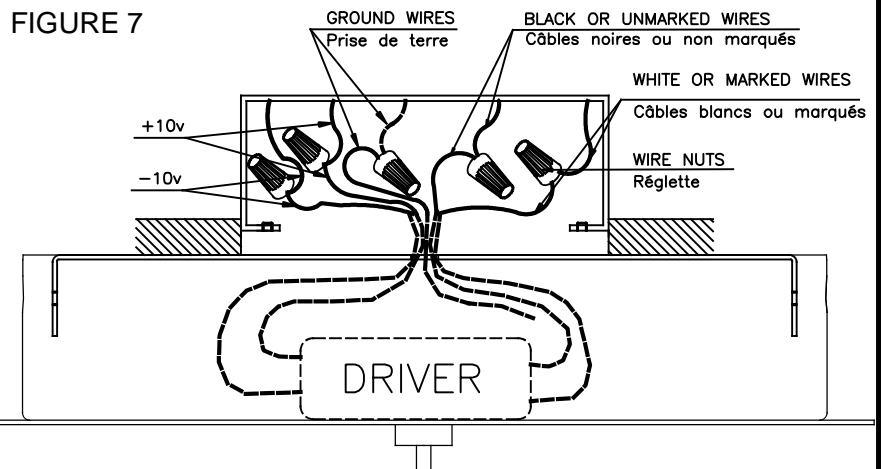


FIGURE 6

FIGURE 7

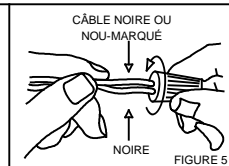
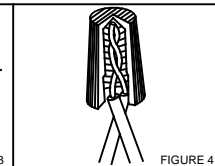
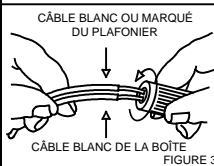
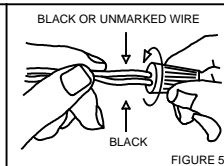
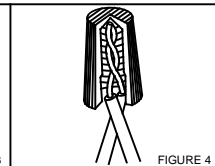
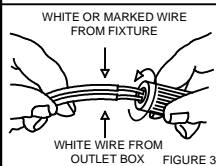


INSTALLATION INSTRUCTIONS FOR HANGING FIXTURES

INSTRUCTIONS D'INSTALLATION POUR PLAFONNIERS

FIGURE 3, 4 AND 5 MOUNTING HARDWARE.
 NOTE: TEST THE CONNECTOR BY GENTLY PULLING IT. IF IT PULLS OUT THE CONNECTION, TRY AGAIN TILL YOU HAVE A FIRM CONNECTION. MAKE SURE NO BARE STRANDS OF WIRE STICK OUT FROM UNDER THE CONNECTORS.

FIGURE 3, 4 ET 5 MONTAGE DE L'ÉQUIPE.
 IMPORTANT: ESSAYER DE TIRER LE CÂBLE D'ALIMENTATION DOUCEMENT. S'IL SORT DE LA CONNECTION, IL FAUDRAIT ASSURER QUE LA CONNECTION SOIT FERME. S'ASSURER QUE LES FILS DES CÂBLES NE SONT PAS À DÉCOUVERT DU CONNECTEUR.



CAUTION:
 "Warning", "This product is to be installed by a qualified electrician only."
 "Suitable for dry locations only"

ATTENTION:
 "Attention", le raccordement électrique sera effectué par un technicien électrique qualifié"
 "Adéquat seulement en lieux secs."

CAUTION:
 1.- Wrong lighting installation can be dangerous for your safety.
 2.- Before starting, disconnect the power by turning off the general switch of the electric installation.
 3.- Install light bulbs (not provided) that must not exceed markings on the fixture.
 4.- To change the bulbs, disconnect the power by turning off the general switch and wait for the bulbs cool down.

ATTENTION:
 1. Une mauvaise installation peut compromettre votre sécurité.
 2. Déconnecter la tension du réseau d'alimentation avant de réaliser toute opération.
 3. Installer les ampoules (non fournies), ne pas utiliser d'ampoules d'un autre type ou d'une puissance supérieure à celle indiquée sur l'étiquette de la lampe.
 4. Pour changer les ampoules, déconnecter la tension du réseau d'alimentation et laisser refroidir les ampoules.

INSTALLATION:
 1.- Make electrical connections, carefully read the Electrical Connection section.
 2.- Assemble lighting onto the outlet box as shown on fig. 6, & 7.
ELECTRICAL CONNECTIONS: (See fig. 3, 4 y 5)
 1.- Connect the white wire from the fixture to the white wire of the electric installation.
 2.- Connect the black wire from the fixture to the black wire of the electric installation.
 3.- Connect the grounding conductor from the fixture to the grounding wire of the electric installation.
 4.- Spread out the electrical wires so that the black ones are on one side of the outlet box and the white ones are on the other side, and carefully introduce them into the outlet box.

INSTALLATION:
 1. Connecter au réseau, lire attentivement la section de "Raccordements électriques"
 2. Installer l'appareil à la boîte de distribution comme indiqué dans les dessins 6 et 7.
RACCORDEMENTS ÉLECTRIQUES (dessins 3, 4 et 5)
 1. Connecter le câble blanc de l'appareil au câble blanc de l'installation électrique.
 2. Connecter le câble noir de l'appareil au câble noir de l'installation électrique.
 3. Connecter le câble conducteur de prise de terre au câble de prise de terre de l'installation électrique.
 4. Distribuer les câbles pour que tout le câblage noir soit par dehors et le câblage blanc soit par dedans. Ajuster et immobiliser à la boîte sans coincer aucun câble.